

# Shiftin' Gears

NEW YEAR'S DAY GARAGE TOUR



Spring 2024 Volume 18 Issue IV

The Newsletter of Central California Chapter

GARAGE TOUR STORY

PAGE 5



COMMEMORATIVE ISSUE

1<sup>ST</sup> ELECTRONIC ONLY ISSUE



# Central California Board Members



**Chairman - Jim Collins**  
 ● (805)602-2056  
 ● JimCollins.cars@gmail.com



**Vice Chairman - Omar Aviles**  
 ● (805)459-0062  
 ● SeaProOffice@aol.com



**Judging Chairman - Larry Guevara**  
 ● (805)701-6442  
 ● VetteJockey@yahoo.com



**Judging Administrator - Bruce Fosdike**  
 (970)964-8997  
 BtheFoz@gmail.com



**Secretary, Treasurer - Beth Bartow**  
 (805)481-3343 **Temp Secretary**  
 AlaskaSkyWench@aol.com



**Chapter Awards Program - Beth Bartow**  
 ● (805)481-3343  
 ● AlaskaSkyWench@aol.com




**Newsletter Editor - Ron Bartow**  
 ● (805)481-3343  
 ● ncrsccc@aol.com



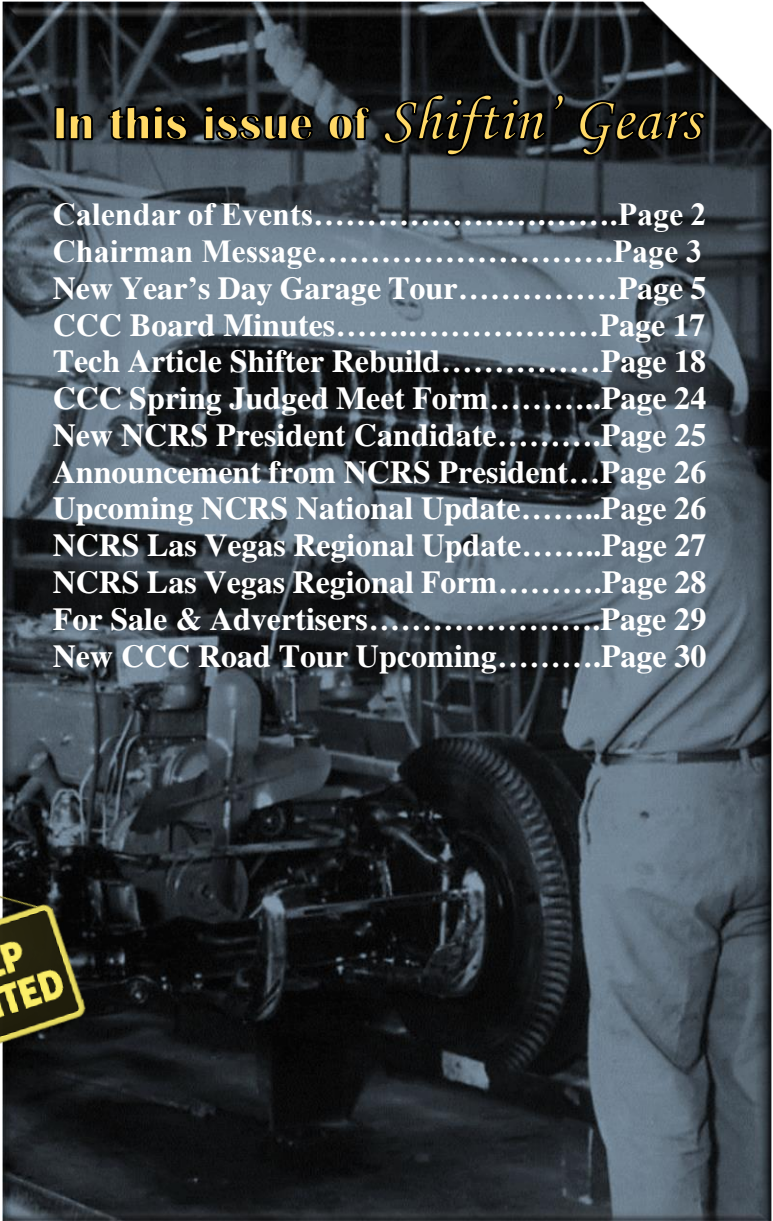
**Membership - Craig Landen**  
 (805)610-7042  
 CraigLanden@gmail.com



**Webmaster - Wendel Hans**  
 ● (805)680-6609  
 ● wjhdyno@aol.com



**Events Chairman - Jack Whipper**  
 ● 44-020-5555-5555  
 ● Alleyway@London.com



## In this issue of *Shiftin' Gears*

Calendar of Events.....Page 2  
 Chairman Message.....Page 3  
 New Year's Day Garage Tour.....Page 5  
 CCC Board Minutes.....Page 17  
 Tech Article Shifter Rebuild.....Page 18  
 CCC Spring Judged Meet Form.....Page 24  
 New NCRS President Candidate.....Page 25  
 Announcement from NCRS President...Page 26  
 Upcoming NCRS National Update.....Page 26  
 NCRS Las Vegas Regional Update.....Page 27  
 NCRS Las Vegas Regional Form.....Page 28  
 For Sale & Advertisers.....Page 29  
 New CCC Road Tour Upcoming.....Page 30


**On the front cover:**  
 (Top Photo) First Stop on the Garage Tour, Bob Kruse garage.  
 (Bottom Photo) 2024 New Years Day Garage Tour banner by Sean Beauchamp of Southpaw Sign Co.  
 Photos by Ron Bartow



# CCC CALENDAR OF EVENTS 2024

	<p><b>March 22<sup>nd</sup> – 23<sup>rd</sup> 2024</b></p>	<p><b>Arizona Chapter Judged meet 8455 N 90<sup>th</sup> #1 Scottsdale</b></p>	<p><b>Register online ncrs.org 4:30pm Fri School 8am Sat Judging</b></p>
	<p><b>April 5<sup>th</sup> – 6<sup>th</sup> 2024</b></p>	<p><b>Southern Arizona Chapter Meet 2766 N Country Club Tucson</b></p>	<p><b>Register online ncrs.org 5-point meet</b></p>
	<p><b>April 11-13th 2024</b></p>	<p><b>SCC/NCRS REGIONAL MEET Las Vegas Gold Coast Casino</b></p>	<p><b>Register online ncrs.org Info Bev LeGate (408)981-1200</b></p> 
	<p><b>May 3<sup>rd</sup> 2024 7pm</b></p>	<p><b>CCC Board Meeting <i>Zoom</i> meeting</b></p>  	<p><b>Info: Ron All Members Welcome!</b></p>
	<p><b>May 4<sup>th</sup></b></p> 	<p><b>CCC NCRS Display (at a non-NCRS event) Morro Bay Car Show</b></p>	<p><b>Info: Harold Davis (805)441-9576</b></p>
	<p><b>May 10<sup>th</sup> - 11<sup>th</sup></b></p> 	<p><b>CCC Judged Meet Village of Arroyo Grande</b></p>	<p><b>Online Registration OPEN NOW  Info: Larry Guevara (970)964-8997</b></p>
	<p><b>August 4<sup>th</sup> - 8<sup>th</sup></b></p>	<p><b>NCRS NATIONAL Hampton Roads Virginia</b></p>	<p><b>Register online ncrs.org</b></p> 





*Hello fellow CCC NCRS Members,*

I am Jim Collins, the incoming 2024 Chairman for the Central California Chapter of NCRS. First, on behalf of the Chapter I would like to thank Chris Bowser for his many years of service as our Chapter Chairman. I would also like to thank Steve Shrefler for his service as our Judging Chairman and Ron Bartow for his role as Vice-chairman. Thank you to DeeAnna Shrefler for her work as our Lead Tabulator. Please welcome Omar Aviles as Vice President, and Larry Guevara as Judging Chairman. Welcome back for another term is Beth Bartow as Treasurer and acting Secretary. Also, Craig Landen as Membership Chairman, Wendell Hans as Web Master, Bruce Fosdike as Judging Data Administrator, and Ron Bartow as Newsletter Editor.

Beth Bartow has filed our Annual Report with NCRS and we should once again qualify as a Top Flight Chapter. The legal tax related documents have all been filed with both the State of California and the IRS. This year will mark the 50th Anniversary of NCRS and NCRS National wants to make this year's National Meet at Hampton Virginia a bit more special. It would be a really good National to attend!



As the new CCC Chairman, I am mindful of the current status of our chapter. In November 2023 we were on the verge of going into an inactive status because we could not get enough members to volunteer to serve on the Board of Directors. While we still have the Secretary position open, we are in business. But it needs to be better. Member participation is weak and we need more members involved. These are the two issues that I will be working on this year. Interestingly, these are the two main issues throughout the NCRS.

It is imperative that we conduct one Judged Meet this year and we are on track to do that with our Spring Meet in May. Please consider coming to the event to help with judging, supporting the event or just enjoying being around Corvettes and fellow Corvette enthusiasts. There is more information here in the newsletter.



Over the last two years Harold Davis, one of our Chapter members, has been organizing Corvette driving events. Attendance and interest have steadily grown. It is open to any Corvette owner and especially an NCRS Corvette owner.



This year Harold also plans to arrange for a Corvette Corral at the Morro Bay Car Show, the first Saturday in May. He did this last year and there were over 30 Corvettes on display. I would like to see more of our chapter members bring out their Corvettes.



As another way to get our Chapter members out and talking to each other I plan to initiate a Corvette Cars and Coffee event. Actually, I would like to see three of them going on simultaneously throughout our Chapter area. San Luis Obispo, Fresno and Santa Barbara? More to follow. I look forward to

meeting more of our Chapter members and sharing stories about the fabulous Corvettes we drive!



*Jim Collins*  
CCC/NCRS Chairman



# 2024 New Year's Day Garage Tour

The New Year's Day Garage Tour was started many years ago by one of our chapter's founding members, Carlos Vivas. His idea of having a car centered alternative to typical New Year's Day festivities was very popular, and has only grown in popularity. Participants literally come from out of state to participate. This year we once again, we pay tribute to Carlos, with another wonderful tour in his honor.

We brought in 2024 with a total of six locations that required only five stops. One stop had two locations.

Despite an unusually wet California winter, the weather gave us all a much-needed break from the rain. Well over 200 people showed up for this year's tour. The starting point, as has always been the case, was the location of the Pismo Derelicts car gathering. These are held every Saturday, and it has served us for the New Year's Day Tour every year since inception.



People started showing up in all manner of cars, trucks, motorcycles, Corvettes (of course) well before the 9:00am appointed hour for handing out the directions for the first stop.

One person that deserves special recognition in helping make this year's tour just a little classier is Sean Beauchamp of Southpaw Signs. He offered to create a large Garage Tour banner, and foam core signs for display at each stop. He did this all on his own

accord. He just wanted to support our tour. Thank you, Sean. You're a great guy with a lot of talent.

*Without further ado, here's a rundown of the Garage Tour Stops for New Year's Day 2024.*

When asked if he'd be willing to open his garage and car collection, without hesitation Mr. Bob Kruse said yes. His purpose-built garage is spacious, and houses many of his varied car collection. Bob's plan was to have a garage with enough room to park every car and open every door without hitting anything. To his credit, he has managed to avoid packing in more cars than this plan would allow. We all know that is not so easy a thing to do. Bob had his collection inside and outside the garage to allow the sea of people the room necessary to walk around and admire.





**STOP 1**  
**Bob Kruse Garage**





**Southpaw Sign Co** was **stop two** on the tour. Sean Beauchamp is the owner. Sean made the banner for our assembly, and the signs for the owners of the garages, as well as several hundred stickers for every participant that wanted one. At Southpaw Sign, we were treated with a display of the many wildly creative signs that Sean has made over the years, as well as a glass blowing demonstration by Larry “Neon Daddy” Desario. Yes, signs, public art, furniture, and you can even have a neon tube sign custom made here. These nearly lost arts, aren’t lost here at Southpaw.













**Classic Auto Works** was technically the same stop as Southpaw Sign Co, as they share the same building, but are completely separate businesses.

**Stop Three** in this case was Curt Kiser's auto repair and custom installation shop, Classic Auto Works. Several of the current lineup of classic cars of wildly different makes and models in progress were on hand for the group to see. Without having to travel, or find a new parking spot, we had two garage tour sites for one stop at this location.

It's always very kind of these businesses to open up for our tour on a national holiday. The folks on the tour sure do enjoy themselves.



**STOP 3**  
Curt's Classic Auto Works



**Rugged Radio**, returning for a third year, was our **Fourth Stop**. Owner Greg Cotrell had offered once again to be on the tour. He has an ever-changing lineup of unique vehicles for our appreciation. One of the unique items on display was an antique trailer that was upstairs. Complete with Astroturf lawn and vintage aluminum folding chairs, it looked like a time transplant. Add to that, a Tiki Bar on the "lawn".



**STOP 4**  
Rugged Radio





In addition to the offroad vehicles, the minibikes, the specialized machinery, Greg's wife has an art studio in a large room off of one of the display garages. Many of her talents were there on display for many admirers. Unlike the previous two years, Rugged Radio wasn't the last stop. We still had stops Five and six to go.



**Owner Greg Cotrell in conversation with one of the many Garage Tour participants**



**3 wheelers, minibikes, dirt bikes and more**





Vintage trailer with yard and Tiki bar







**Stop Five** was the home of Jim Pennell. A longtime fan of the quirky, and much maligned Chevrolet Corvair, Jim had his own Corvair variants on display, as well as several other Corvairs owned by friends of his. One site that would be familiar to many folks in NCRS was what would have been the equivalent of a body off restoration project. This green beauty was looking factory fresh as it was being readied for the day it returns to its former glory.



**STOP 5**  
Jim Pennell and friends  
have Corvairs galore



**Owner Jim Pennell ready  
to kill the photographer**

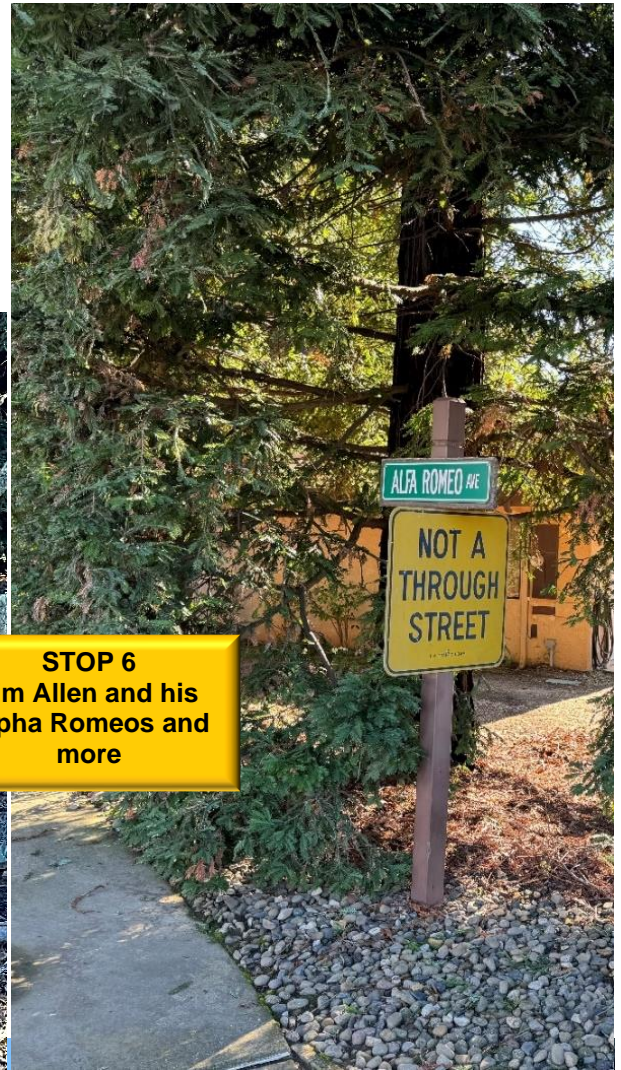




Our **Sixth Stop** on this Beautiful New Year's Day Garage Tour was the home of Jim Allen and his three most obvious obsessions, Alfa Romeos, wine making, and fire engines. You'll see what I mean when you view the photos. All three elements are clearly evident. Jim's collection of Alpha Romeo spans the gambit from miniatures, to full size of new and old, fast and not so fast, from signs, to repurposed Alpha Romeo decorative yard art. A wonderful place to wrap up our 2024 NYD Garage Tour.



**STOP 6**  
Jim Allen and his  
Alfa Romeos and  
more



From new to old and  
everything in between









Firetruck collection and a nice area to relax with a glass of personally crafted wine





**CCC/NCRS Minutes**  
 Thursday November 2, 2023  
 7:00 pm Zoom



Board Members (X indicates present)					
Chairman	Chris Bowser		Membership Chair	Craig Landen	X
Newsletter Editor/Vice-Chairman	Ron Bartow	X	Webmaster	Wendel Hans	
Chapter Awards/Treasurer/Secretary	Beth Bartow	X	Judging Chairman	Steve Shrefler	X
Tabulation Chair	DeeAnna Shrefler		Judging Administrator	Bruce Fosdike	

- 1. Welcome / Introductions:** Board Members present indicated by X on the meeting minutes. In addition, attending members included: Ed & Barbara Vignone, Jim Collins, Larry Guevara, Mike and Sharyl Ingham.
- 2. Approval of 8/3/2023 Zoom Board meeting minutes:** Steve Shrefler motions to approve the minutes. Craig Landen 2<sup>nd</sup> approval. Minutes approved.
- 3. Chairman’s Report:** Chairman Chris Bowser is stepping down from his Board position for 2024 due to his plumbing business responsibilities. Jim Collins has agreed to run for this position for 2024. Chris Bowser could not attend meeting. Vice-Chairman Ron Bartow conducted the meeting in Chris Bowser’s absence.
- 4. Judging Chairman Report:** Judging Chairman Steve Shrefler and Judging Administrator Bruce Fosdike. Eight cars were judged at our Joint Fall Meet. 2024 California chapter judged meets include: SCC one day-3 point Chapter Judged Meet on February 17 in Laguna Hills, NCC is hosting their 2 day-5 point, Spring Judged Meet on March 1-2 at the Los Gatos Lodge. In addition, SCC is hosting a Regional Meet in Las Vegas April 11-13, 2024. CCC needs to decide if they want to host a Spring Chapter Meet. CCC needs to support the Spring regional hosted by SCC. Fall Chapter meet needs to be addressed. Steve Shrefler is stepping down from CCC Board for 2024. Larry Guevara has agreed to run for this position for 2024. Bruce Fosdike previously agreed to continue as Judging Administrator for 2024.
- 5. Secretary/Treasurer /Chapter Awards:** Secretary: Beth provided minutes, agendas, membership meeting notes. Beth will not be running for CCC Secretary position for 2024. Treasurer: CCC Checking account holds a balance of \$7468.64. Since our last Board Meeting, expense of \$411.98 went to printing the Fall Newsletter. \$25.00 was reimbursed to Judging Chairman Steve Shrefler for C-6 judging covers. Additions include \$50 for CCC shirt sales and \$78 for new memberships. CCC Board needs to approve the annual expense for Zoom Meetings. Steve Shrefler motions for CCC to pay for Zoom Meeting expense for 2023 amount \$149.90 and the annual expense in the future. Craig Landen 2<sup>nd</sup>. Motion carries. CCC will reimburse Ron Bartow for 2023 Zoom expense. SCC needs sponsorships for Las Vegas Regional. CCC approved the amount of \$300 to donate to the Regional with a motion from Steve Shrefler and 2<sup>nd</sup> by Ron Bartow. Each Chapter member is encouraged to send donations as well. Chapter Awards: Chapter Awards program is submitted quarterly. CCC has completed all the requirements for Top Flight Award for our Chapter for 2023. Beth will continue to work as CCC Treasurer and Chapter Awards Administrator for 2024. CCC is hoping that a member agrees to volunteer and run for the Secretary position for 2024.
- 6. Membership Chairman:** Membership Chairman Craig Landen has agreed to continue his position for 2024. CCC hold 68 Family memberships. Member Rich Norbrothen passed away. Craig will change roster. CCC will send condolence card to family.
- 7. Newsletter Editor:** Newsletter Editor Ron Bartow reminds CCC members that the quarterly newsletter is coming up and submissions need to be into Ron Bartow by November 15th. Winter Newsletter will go out to members by December 1, 2023 and will include CCC & SCC Fall Joint Meet. Ron has agreed to continue his position on the CCC Board for 2024 as Newsletter Editor. Ron will be giving up his position as Vice-Chairman. CCC is looking for a volunteer to run for 2024 Vice-Chairman position.
- 8. Webmaster:** Webmaster Wendel Hans updates the CCC web page and Facebook page. Wendel has agreed to continue his position on CCC Board for 2024. Wendel was unable to attend meeting.
- 9. Tabulator Chair:** Tabulator Chair DeeAnna Shrefler is stepping down from CCC Board for 2024. DeeAnna was unable to attend meeting.
- 10. Activities and Event Planning:** Planning for CCC 2024 Spring and Fall Chapter Judged Meets needs to be put on the calendar. Judging Schools, Tech sessions, social, road tour, NCRS display at non NCRS event, membership meeting, are needed to be added to calendar for 2024 as well.
- 11. New Business:** Willingness to serve 2024 Board: Chairman-Jim Collins, Vice-Chairman is **open**, Judging Chairman- Larry Guevara, Judging Administrator-Bruce Fosdike, Newsletter Editor-Ron Bartow, Treasurer and Chapter Awards-Beth Bartow, Secretary-**open**, Membership-Craig Landen, Webmaster and Facebook Administrator- Wendel Hans. Jim Collins has been helping to find volunteers for new Board Members.
- 12. Meeting Adjourned:** The dates for 2024 Board Meetings will be: 2/1, 5/2, 7/25, 11/7 via zoom at 7:00 pm.





TECH ARTICLE

# The Magic Below

Or

## How to Rebuild your 1964-67 Shifter Assembly

Ron Bartow NCRS# 33467

I purchased a “Repair Kit Shifter Major” for my 1967 Corvette that’s currently going through a body off restoration. As with any body-off restoration project, there are countless subsections that require their own restoration, replacement, or at least attention. After all, we’re talking about items that may have been completely neglected for more than half a century. This was certainly the case with my car.

The procedure here will cover the 1964 to 1967 models, but there are just minor differences with the 1968 and up, so this information may help those working on the “newer” Corvettes as well.

Removing the shifter is slightly different depending on the year your Corvette was built. At some period near the middle of production for the 1966 model, the shifter position was changed from being mounted directly to the side of the transmission, to being mounted to the chassis. I remember as a young teen reading in magazines focused on Corvettes (Remember magazines?) that the drag racers would always complain about the chassis mounted shifter position.

The torque twist during high powered quarter mile runs would play havoc on the linkage since the shifter wasn’t twisting with the engine and transmission.

This article will just cover the rebuilding of the shifter assembly, and a couple techniques for setting up the shift linkage afterward. Removing the shifter assembly is not covered here, although the first three things we would do in our rebuild will aid us I removing the shifter assembly from the car if the body is still in place.

### REPAIR KIT-SHIFTER-MAJOR-64-67 (#E9833)


1964-1967 CORVETTE SHIFTER MAJOR REBUILD / REPAIR KIT.  
FOR 4 SPEED MANUAL TRANSMISSIONS.

**INCLUDES:**

- CHROME SHIFT KNOB.
- LOCKOUT SPRING.
- T-HANDLE WITH LOCK OUT ROD AND BUSHING.
- SHIFTER CONTROL LEVER PIN AND RETAINER.
- SHIFTER CONTROL LEVER SHAFT AND RETAINER.
- REVERSE LEVER INTERLOCKS.
- SHIFTER SHAFT SPRING WASHER.
- INSTRUCTIONS.

NOTE: REQUIRES REMOVAL OF SHIFTER FROM CAR.

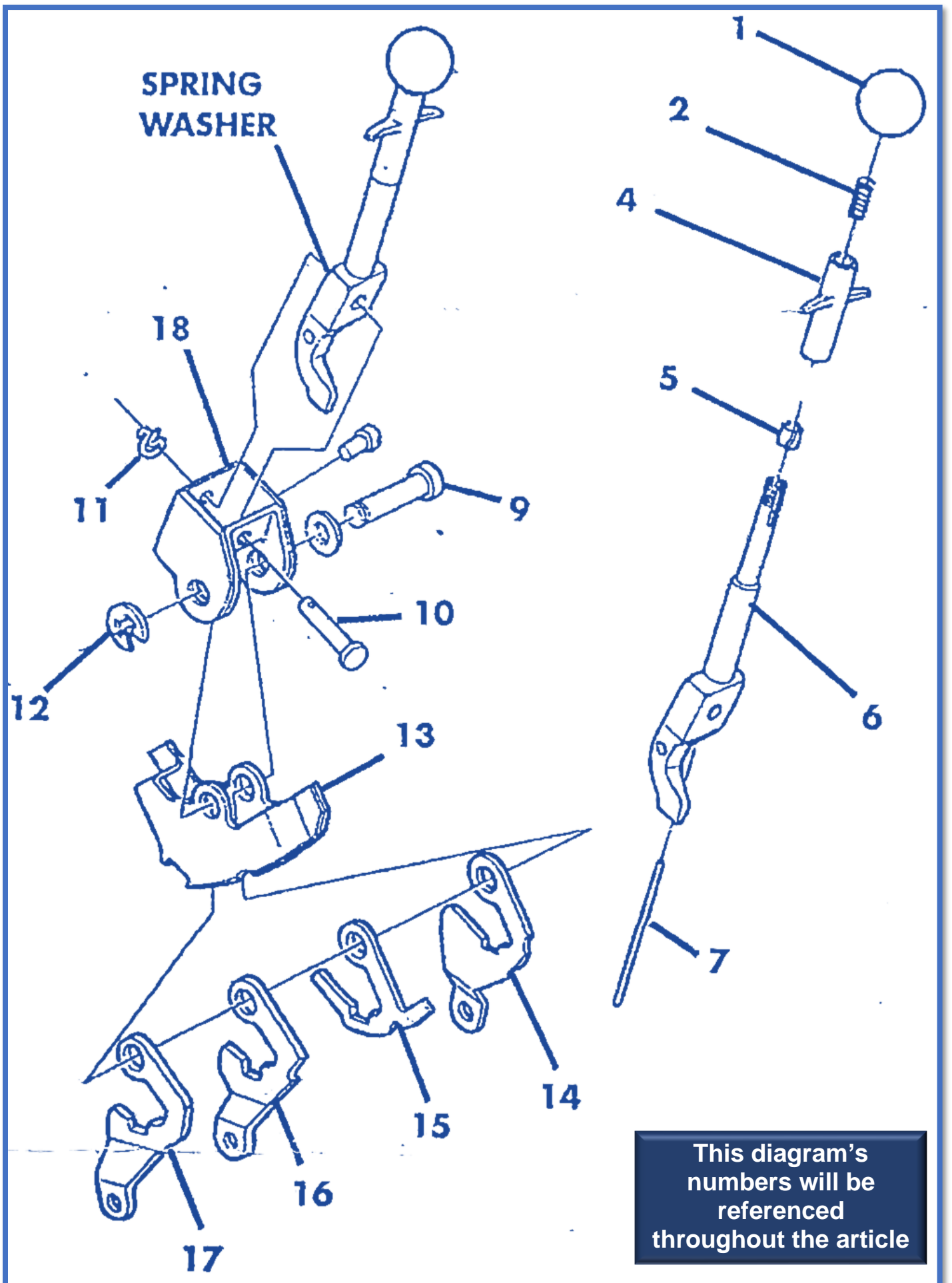
[ click image to enlarge ]





The rebuild kit components







This diagram's numbers will be referenced throughout the article



**Step One** is to unscrew the shifter knob (#1). **Step Two** is to remove the inner lockout rod *spring*. This spring resembles the spring inside a pen (#2). **Step Three** is to remove the T-handle. This just lifts out along *with* the reverse lockout rod (#4 & #7). At this point we head under the car to remove the shifter. With the shift ball and T-handle removed, the shifter will be able to drop down through the boot without catching on anything.

When you finally get the shifter assembly in your hand, it's time to start with our disassembly. It's important to note the condition of the parts as we disassemble. The major repair kit I purchased from one of our NCRS advertisers, *Corvette Pacifica*, had all the parts that I needed to replace in my particular rebuild, but there are other parts that could be worn, rusted, or damaged that are available at prices that won't break the bank.

It should be noted at this point that there are two bolts that hold the shifter assembly to the bracket. (Either the chassis bracket or transmission bracket) One bolt goes through the middle of the hollow shaft that is shown as #9 in the exploded view diagram. The other bolt is lower and forward.




**Step Four** is to remove the retainer (#12) that was under the bolt holding the shifter assembly to the bracket.





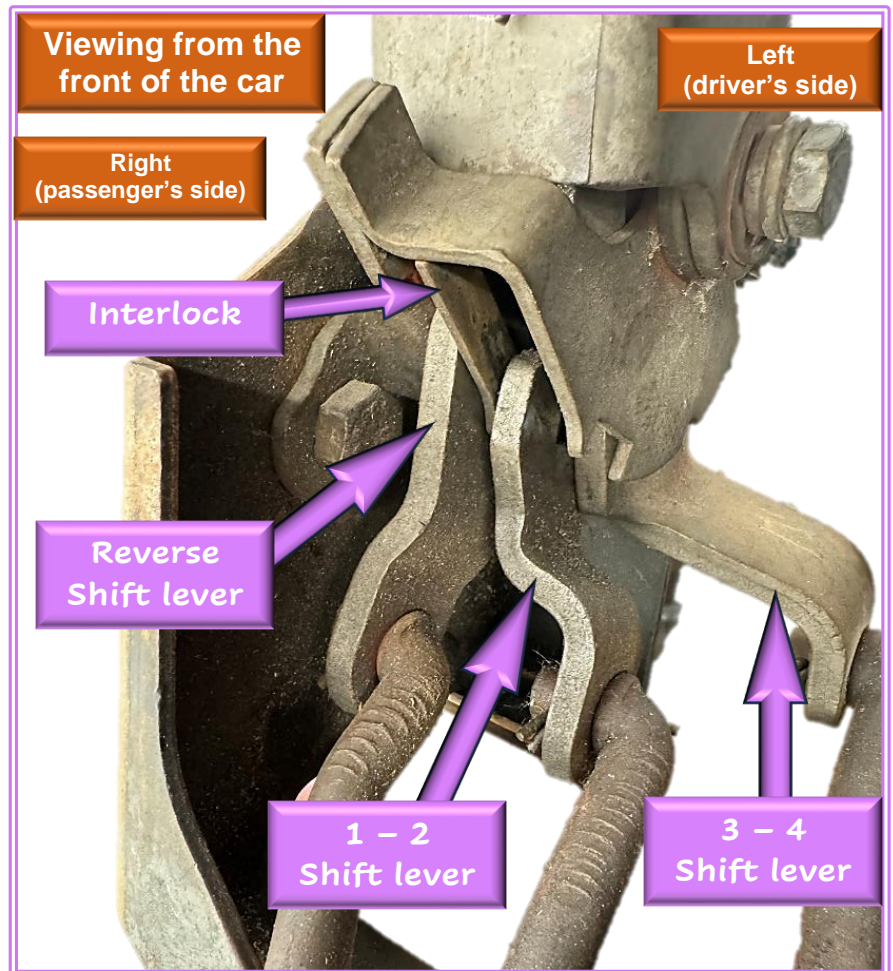
**Step Five**, you can now remove the pin #9 in the diagram from the bracket.

**Step Six** will almost take care of itself. With the pin out of the bracket (#18) all the levers are now free (14, 16, & 17) as well as the interlock (15).



**A**t this point, as note to help you in putting the levers and interlock together, a brief description on how this thing works. The levers and interlock are the mirror image of what we think of when sitting in our seat above, shifting through the gears.

We know up in the driver's seat, reverse is to the left. Then first and second, and a slide over to the right for third and fourth. Conversely, down here the far-right lever (passenger side) is reverse. The interlock, (no movement at all) is the what keeps us from being able to shift into reverse without pulling up on our T-handle. That thin metal pole that came out with the T-handle has to be lifted up over the interlock to allow us to move the reverse lever (#14). When you look at these levers, you see that the farthest left lever (#17) is your 3-4 shift, the middle lever (#16) is your 1-2 shift, then the lockout (#15) protecting reverse, and farthest right is reverse (#14). Also, to aid in the reassembly, take a close look at the levers themselves. As the diagram illustrates, the have a general hook shape toward the front. The 3-4 lever has the longest reach left. The 1-2 lever has a short reach left. The interlock (which we will change out from one of the two new interlocks provided in the kit) is flat. The only lever that reaches to the right is reverse.





**Step Seven**, wearing eye protection, remove the retainer or G-clip (#11).



**Step Eight**, pull out the pin (#10) that holds the shifter handle within the bracket. The shift handle has a cone shaped spring washer on the front side that is held in place by the pin we just removed. This spring washer will be reused.

**Step Nine** is to remove the handle out through the bottom without losing the spring washer.

**Step Ten and Eleven** involve cleaning, and inspecting all the parts we reuse. Years of solidified grease, dirt, and surface rust will need to be removed.



**Step Twelve** involves determining which of the two new interlocks you will use in your rebuild. One is thicker than factory (7/64"), the other is standard factory thickness (5/64"). With the three levers lubricated with white grease, place the three levers in the bracket (#18) and choose whichever lockout allows you to move the levers without binding, and without excessive side-to-side slop movement.

**Step Thirteen** you may have already done, but just in case you haven't, grease the inside of the bracket (#13) that houses the shift levers and interlock, and install them in the proper sequence. As discussed earlier, 14, new 15 (either regular or thicker), 16, and 17 all greased and set inside bracket (#13). If you want, a zip tie or a short piece of dowel rod can hold it loosely together before the final assembly.




**Step Fourteen** requires us to grease the flat area on the front and rear of the shift handle, along with the bracket (#18). Also grease the new shaft (#9) from the kit that will be the pivot to all our shift levers. In addition, grease the pin (#10) that will lock in our shifter handle. In **Step Fifteen** we slip the shifter shaft up from the bottom side of the bracket (#18) WITH the spring washer in place on the front of the shifter shaft. Don't forget that little cone spring washer. **Step Sixteen**, install the new little pin (#10) in from the back, through the shifter shaft and spring washer. Then install the G-clip in front. (Eye protection please! These little guys can fly across a room.)

And now for the tricky part. Don't fear. It *will* go back together. For **Step Seventeen** we have to install the bracket (#13) that holds our three shifter levers and our one new interlock, into the bracket (#18) that holds the shifter. Since all these pieces are loose at this point, it will take some patience. When bringing these two brackets together, we have to make sure the shifter tail is on the *left* side of the interlock (#15). The tail of the shifter should be where the 3-4, 1-2 levers are located.



Now for **Step Eighteen**, using what little patience remains, you'll need to install the new and greased pivot shaft (#9) through both of the brackets and all of the shifter arms and the interlock. I found that using a combination of the new shaft (#9) and the old one is helpful. I fed the new shaft from the right side and the old shaft I fed from the incorrect left side. This will get a few of the items in the correct line. With a couple on each side held in the proper position, you can wiggle around the remaining pieces and get them lined up. If you can get the two shafts to touch, just push the new shaft through. Once that is complete, all you need to do is install the retaining clip (#12) on the end of the shaft without losing an eye. (Hint, eye protection)

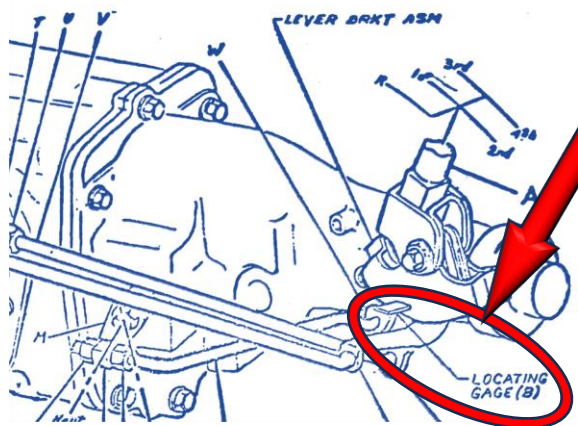
At this point, you have rebuilt your shifter. The installation back into the car should be the next step.



After the shifter has been installed in your car, you can put some grease on the T-handle lockout rod and slip that onto the shifter arm, add the small spring the resembles a pen spring and screw on the shift knob. Congratulate yourself. A big step is done towards great shifting.

However, there is still the all-important task of adjusting the shift linkage so you glide through gears effortlessly. There is one tool you should consider purchasing that will help a great deal. In the assembly manual, it is referenced as simply "locating gage (8)" and the drawing shows

something that looks like a stick of chewing gum. Available as well at *Corvette Pacifica*, the same NCRS advertiser that had the rebuild kit,



**GAUGE-SHIFTER ADJUST WITH INSTRUCTIONS-64-81 (#E12926)**

1964-81 C2 C3 CORVETTE SHIFTER ADJUST GAUGE WITH INSTRUCTIONS.

[click image to enlarge]



it is listed as, "Gauge – Shifter Adjust with instructions 1964-81." Five dollars will get you one of your own.

Throughout your shifter rebuilding process, you may



have noticed the rectangle notches in each of the shifter arms, as well as in the lockout, and the bracket (#13). When each of these notches is lined up, this is the correct position for neutral on our shifter. The trick is to line up the rectangle slots and slip the alignment tool in there to hold the levers exactly where you need them. With these levers held steady, we connect the shifter side to the rod. With every lever on the *transmission* in neutral (the 3-4 and 1-2 and reverse lever), we can adjust the length of each rod to fit precisely. Follow the procedure in your assembly manual. Remember that optional equipment is always shown near the end of the manual. Be sure to look for wear on the transmission shift levers. If they can be wiggled around, they won't give you a clean shift. With this final step of linkage adjustment completed, you should have a smooth and positive shifting experience.



# Spring Judged Meet

Friday Night Judging School at Rosa's Italian

491 Price St, Pismo May 10

& Judging at the park, Saturday May 11, 2024



Day 1 Judging School Friday 4pm

Day 2 Judging on Saturday 8:00am

Event & Judging Information: Larry Guevara (805) 701-6442

## HERITAGE SQUARE PARK



201 NELSON ST  
ARROYO GRANDE

### Hotels- Suggested nearby options

The Agrarian Hotel 325 E Branch St,  
Arroyo Grande 805-574-6040

Hampton Inn 1400 W Branch Street  
Arroyo Grande 805-202-2110

### Family Registration \$25

Non-Member Guest(s)...	\$10 Each	_____
Flight Judging.....	\$70	_____
Concours Judging.....	\$45	_____
Sportsman.....	\$10	_____
Display.....	Free	\$0

**TOTAL** =

Attending School & Dinner 4pm  Yes # of Guests \_\_\_\_\_

### REGISTRATION & REFUND DEADLINE IS APRIL 28<sup>TH</sup>

Register online or make check payable to:

**CCC/NCRS**

Mail to:

Bruce Fosdike, 1918 Constitution Loop  
Montrose, CO 81401

Name \_\_\_\_\_ Spouse \_\_\_\_\_ Guest \_\_\_\_\_  
Street \_\_\_\_\_ City \_\_\_\_\_ State \_\_\_\_\_ Zip \_\_\_\_\_  
E-mail \_\_\_\_\_ Phone (\_\_\_\_) \_\_\_\_\_ NCRS# \_\_\_\_\_

I wish to help Judge Judging Level \_\_\_\_\_  
First Name \_\_\_\_\_

I wish to Tabulate  
Level \_\_\_\_\_ Name \_\_\_\_\_

#### First Choice (Circle one)

Interior Exterior Mechanical Chassis Operations

#### Generation Preferred (Circle one)

C1(53-62) C2(63-67) C3(68-82) C4(84-96) C5(97-99)

#### Second Choice (Circle one)

Interior Exterior Mechanical Chassis Operations

#### Generation Preferred (Circle one)

C1(53-62) C2(63-67) C3(68-82) C4(84-96) C5(97-99)

#### Vehicle Information

Flight Judge  Sportsman

Bowtie/Special Interest/Display (no fee)

Year \_\_\_\_\_ VIN \_\_\_\_\_

Engine \_\_\_\_\_ Horsepower \_\_\_\_\_

Coupe  Convertible  Driven  Trailered

Trailer Parking Needed Miles Driven \_\_\_\_\_

#### Release and Waiver of Liability (Hold Harmless agreement)

I AGREE: X \_\_\_\_\_ Date \_\_\_\_\_

To insure my vehicle and property against loss, damage and liability and to provide proof of such insurance to NCRS at time of registration. To assume risk of any and all damages or injury and to indemnify and hold harmless NCRS, it's officers, directors, agents, employees, chapters and meet workers for any acts or omissions which may result in the theft, damage or destruction of my property or injury to me or others occurring during, or as a consequence of this event, wherever located. To abide by the NCRS Policy on Drugs and Alcohol (revised 2006). The use of drugs or alcohol by anyone attending an NCRS event including NCRS members, family members, guests, and vendors is prohibited while participating in any judging meet, driving tests and/or road tours. I acknowledge COVID waiver inside Driveline cover.

Build Date \_\_\_\_ / \_\_\_\_ / \_\_\_\_ Body Number (63-67) \_\_\_\_\_

Exterior Color \_\_\_\_\_ Paint Code \_\_\_\_\_

Interior Color \_\_\_\_\_ Fabric \_\_\_\_\_ Trim Code \_\_\_\_\_

Chapter Affiliation (if any) \_\_\_\_\_

Insurance Co \_\_\_\_\_

Policy# \_\_\_\_\_

Expiration Date \_\_\_\_ / \_\_\_\_ / \_\_\_\_



# Mike Ingham Declares Candidacy for NCRS President

As NCRS Secretary, and pursuant to NCRS Bylaws article 4 section 4.7.1, I am notifying the NCRS Membership that Mike Ingham has properly notified me that he is a candidate for NCRS President in the March 21, 2024 Board election. The following is his notification:

I am writing to you in your capacity as NCRS Secretary, and in accordance with NCRS By-laws Article IV, Section 4.7.1, to notify you that I would like to be considered for nomination to the elected position of NCRS President at the annual Board meeting to be held on March 21, 2024.

I was honored to serve this great organization as NCRS President from November 2014 until February 2022, and I would be honored to serve in that capacity once again and work in concert with the Board to pursue the following goals:

- Stabilize and increase NCRS's membership.
- Ensure NCRS's long-term financial viability.
- Address competitive pressure from the Corvette organization feeding off NCRS's knowledge and training.
- Conduct business in a way that is transparent to the NCRS membership.

In accordance with NCRS By-laws Article IV, Section 4.7.1, please post this notification on the NCRS Technical Discussion Board as a sticky and arrange to have it included in the next available Restorer or Driveline magazine and/or email blast to the entire NCRS membership.

Thank you,

*Mike Ingham*

Respectfully submitted,  
Larry Colvin  
NCRS Secretary





# Current NCRS President Mark Tulley Comments on Mike Ingham candidacy announcement

Mike Ingham has announced that he has submitted his name for nomination to the office of President of the NCRS. *I fully endorse Mike for President*, and we will be voting on his nomination at the March 21st National Board meeting on zoom.

I am taking a step back from my position as President.

I will continue to represent Region 1 as Director and will continue to work with Mike on many of the programs instituted in the last 14 months.

Membership is holding steady, and we have met our financial goals. We have updated the NCRS BY-LAWS and approved new policies and procedures.

We have formed several committees which include members and Regional Directors.

It has been an honor and a privilege to serve as the NCRS President and I look forward to helping improve and move forward the best Corvette club in the world.

*Mark Tulley*




## Don't miss the party!

### 2024 NCRS Convention

**Sunday August 4<sup>th</sup> through Thursday August 8<sup>th</sup>  
Hampton Roads, VA.**

As part of the 50th Anniversary celebration the NCRS will be honoring numerous NCRS American Heritage Award winners that will be on display. Adding to the celebration will be a unique display of special interest Corvettes. We will be honoring the founding members from 1974 and the early history of the NCRS along with a display of the year of 1974 Corvettes.

A very special opening reception is being planned and it will be a 1970's theme party in a great location. Get out your bell bottoms, flowered shirts and 70's clothes. There will be three prizes for the best 1970's attire. Registration is now open on the website so don't miss out on this milestone anniversary and celebration. You must visit our Convention pages for all the information about the upcoming event.





# *Hello NCRS Central California Chapter Members!*


Are you on the fence about getting your car judged at the Las Vegas Regional?

Are you looking into the future NCRS Regionals and Nationals in your local State?

Are you considering attending the Las Vegas Regional April 11<sup>th</sup> – 14<sup>th</sup>?

Glendale, Arizona Regional May 2025?

Las Vegas NCRS NATIONAL September 2025?



If you answered YES to any of these questions, please register online now! The registration form is on the next page and also in the current NCRS Driveline.

NCRS has done a fantastic job supporting our West side of the Country. These Regionals and Nationals are so close to your back door and won't be back for several years.

Your car is deserving of a Flight, PV, Bowtie, Crossed Flags, Hill, McLellan, and DUNTOV! Even a Sportsman and you can achieve a Sportsman Plaque. Concours is now open for judging. NCRS is now judging 53-2007. Yes, 2007!

NCRS is now celebrating our organizations 50th year. 50 years of celebrating the Corvette. Our Southern California Chapter hopes you will come out to the celebration and what better place to party with your NCRS friends than in LAS VEGAS!

Please call on me to answer any questions at 408-981-1200.

Thank you for your consideration!

Beverly & John LeGate  
Co-Judging Chairs  
NCRS SoCal Chapter



# Welcome to the NCRS Las Vegas Regional Hosted by The Southern California Chapter April 11th - 14th, 2024



NCRS Membership #: \_\_\_\_\_ Name: \_\_\_\_\_  
 Spouse/Companion: \_\_\_\_\_  
 Address: Street: \_\_\_\_\_  
 City: \_\_\_\_\_ State: \_\_\_\_\_ Zip: \_\_\_\_\_  
 Phone: \_\_\_\_\_ E-mail: \_\_\_\_\_  
 Non NCRS Guest \_\_\_\_\_

## EVENT REGISTRATION (ONLINE REGISTRATION PREFERRED) begins November 15th, 2023

\_\_\_\_ Family Registration @ \$110, **After March 1, 2024 \$135** \$ \_\_\_\_\_  
 \_\_\_\_ Guest (Non NCRS member) @ \$55 \$ \_\_\_\_\_  
 \_\_\_\_ Thursday Judging School Number # Attending \_\_\_\_\_  
 \_\_\_\_ Advanced Judging School on Friday # \_\_\_\_\_ or Saturday # \_\_\_\_\_  
 \_\_\_\_ Judging School TBA Friday # \_\_\_\_\_ or Saturday # \_\_\_\_\_  
 \_\_\_\_ Tech Session with Joe LeMay on Friday "Cooling System and Coolant" # \_\_\_\_\_ Attending  
 \_\_\_\_ Saturday Awards Banquet @ \$60 Each \_\_\_\_\_ Prime Rib # \_\_\_\_\_ Chicken Forestiere # \_\_\_\_\_ Tomato Basil Pasta # \_\_\_\_\_ \$ \_\_\_\_\_  
 \_\_\_\_ Child's Plate \$25 Chicken Fingers # \_\_\_\_\_ \$ \_\_\_\_\_  
 Number of Event T-Shirt \$20 Sm \_\_\_\_\_ Med \_\_\_\_\_ Large \_\_\_\_\_ XL \_\_\_\_\_ XXL \$22 \_\_\_\_\_ XXXL \$23 \_\_\_\_\_ XXXXL \$24 \_\_\_\_\_ \$ \_\_\_\_\_  
 Number of Event Polo; \$40 Sm \_\_\_\_\_ Med \_\_\_\_\_ Large \_\_\_\_\_ XL \_\_\_\_\_ XXL \$42 \_\_\_\_\_ XXXL \$43 \_\_\_\_\_ XXXXL \$44 \_\_\_\_\_ \$ \_\_\_\_\_

**SHIRTS & POLOS MUST BE PREORDERED BY 3/1/24 THANK YOU!**

### CORVETTE REGISTRATION (one registration form per car)

Year \_\_\_\_\_ CID/HP \_\_\_\_\_ Coupe \_\_\_\_\_ Convertible \_\_\_\_\_ Exterior Color \_\_\_\_\_ Body Cove Color \_\_\_\_\_  
 Complete VIN \_\_\_\_\_ Interior Color \_\_\_\_\_ Interior Type \_\_\_\_\_  
 Insurance Company \_\_\_\_\_ Insurance Policy # \_\_\_\_\_ Expiration Date \_\_\_\_\_  
 For C2 & Newer: Body Build Date Code \_\_\_\_\_ Paint Code \_\_\_\_\_ Trim Code \_\_\_\_\_ Body Number \_\_\_\_\_

**Note: Corvette registrations must include copies of current DMV registration or title & current insurance card. When registering online, please upload your documents at the time of registration.**

Circle One: **Driven/ Trailered Miles Driven** \_\_\_\_\_  
 \_\_\_\_ Flight Judging Entry @ \$150 (1953-2007) \$ \_\_\_\_\_  
 \_\_\_\_ Bowtie/Crossed Flags Sign-off Entry Must also sign up for Flight Judging \$150 \$ \_\_\_\_\_  
 \_\_\_\_ Performance Verification Entry @ \$150 (Proof of Chapter third flight or higher) \$ \_\_\_\_\_  
 \_\_\_\_ Concours Judging Entry: Stock \_\_\_\_\_ Modified \_\_\_\_\_ @ \$80 \$ \_\_\_\_\_  
 \_\_\_\_ Generational Award @ \$25 \$ \_\_\_\_\_  
 \_\_\_\_ Sportsman Entry @ \$40 \$ \_\_\_\_\_  
 \_\_\_\_ Founders Operations Check @ \$50 Proof of Chapter third flight or higher \$ \_\_\_\_\_  
 \_\_\_\_ Special Display Bowtie-Duntov-McLellan-Hill-American Heritage-Crossed Flags (Circle One) FREE  
 \_\_\_\_ Trailer Parking @ \$50 \$ \_\_\_\_\_  
 \_\_\_\_ Award Mailing Fee @ \$35 \$ \_\_\_\_\_

If Mailing send Registration and Check payable to **SCC/NCRS Regional** to LeGate, P.O. Box 2739, Ramona CA 92065

NO refunds after March 1, 2024; NO car entries accepted after March 1, 2024

Event & Registration Questions: Ted Wilm theodore.a.wilm@gmail.com 415-806-3403 PST

Judging Questions: Beverly & John LeGate beverlylegate@yahoo.com 408-981-1200 PST

### JUDGING PARTICIPATION:

Name \_\_\_\_\_ Name \_\_\_\_\_  
 Judge \_\_\_\_\_ OJ \_\_\_\_\_ Tab \_\_\_\_\_ Judge \_\_\_\_\_ OJ \_\_\_\_\_ Tab \_\_\_\_\_  
 1st Choice Year \_\_\_\_\_ 2nd Choice Year \_\_\_\_\_ 1st Choice Year \_\_\_\_\_ 2nd Choice Year \_\_\_\_\_  
 Mech \_\_\_\_\_ Chassis \_\_\_\_\_ Ext. \_\_\_\_\_ Int. \_\_\_\_\_ Ops. \_\_\_\_\_ Mech \_\_\_\_\_ Chassis \_\_\_\_\_ Ext. \_\_\_\_\_ Int. \_\_\_\_\_ Ops. \_\_\_\_\_

**HOTEL: Gold Coast Hotel & Casino 4000 Flamingo Road, Las Vegas NV**

Event website: <https://book.passkey.com/gt/219368508?gtid=c17837fb06b1d4cdad101f792dc0a7c6> FOLLOWING NEEDED TO REGISTER  
 Block Name: NCRS Group Code: NCRD24P Phone Number: (888)402-6278 BLOCK ENDS MARCH 1, 2024 One King, or Two Double Beds offered  
 Wed 04/10/2024 \$42 Thu 04/11/2024 \$42 Fri 04/12/2024 \$108 Sat 04/13/2024 \$120 Gold Coast has a mandatory Resort Fee of \$31.99 Plus Tax per day in addition to room and tax charges.

Signature: \_\_\_\_\_ Date: \_\_\_\_\_

Anyone attending this event, whether you bring a Corvette or not, must register and sign the following Hold Harmless Agreement. I AGREE to insure my vehicle and property against loss, damage and liability and to provide proof of such insurance to NCRS at time of registration. I AGREE to assume the risk of any and all damages or injury and to indemnify and hold harmless NCRS, its officers, directors, agents, employees, Chapters and event workers for any acts or omissions that may result in the theft, damage or destruction of my property or injury to me or others occurring during, or as a consequence of this event, wherever located. I AGREE to abide by the NCRS Policy on Drugs and Alcohol. The use of illegal drugs is prohibited by anyone attending an NCRS event. The use of alcohol is prohibited by anyone participating in an NCRS event (includes while on the judging field, participating in driving tests and/or road tours), except during social events. I REPRESENT that I have not been diagnosed with, or presented symptoms (such as fever, head- and/or stomach-aches, coughing, difficulty breathing, etc.) consistent with COVID-19 within the immediately preceding 14 days of my signing this waiver and release. I further AGREE that I will not attend this event if I have been diagnosed with, or presented symptoms consistent with COVID-19, within the 14 days preceding the actual event start date. I ACKNOWLEDGE AND AGREE that I understand and will comply with the currently published NCRS Rules & Regulations for Events in the COVID-19 Era. I further acknowledge and assume the risk of potential exposure and contraction of COVID-19, and that NCRS has no way of testing participants for COVID-19, and, therefore, no way of guaranteeing that I will not be exposed to or contract COVID-19 or some other illness at this event. In consideration of being allowed to attend this event, I AGREE that, in the event of any illness to me that may relate to, arise out of, or in any way concern my attendance and/or participation at this event, NCRS and its employees and agents are RELEASED from any and all liability whatsoever that may arise from any illness occurring and from any responsibility and/or liability for my acts or conduct. Further, I WILL HOLD HARMLESS AND WILL UNCONDITIONALLY INDEMNIFY NCRS AND ITS AGENTS AND EMPLOYEES AGAINST ALL CLAIMS, CAUSES OF ACTION, AND DAMAGES FOR WHICH NCRS MAY BECOME LIABLE BY REASON OF SUCH ILLNESS, WHETHER BROUGHT BY ME OR AGAINST ME OR BY ANY PERSON HAVING A LEGAL INTEREST IN THE PROPERTY OR PERSON OF ME. I understand that this release of claims and indemnity APPLIES TO ILLNESSES CAUSED EITHER IN WHOLE OR IN PART BY ANY NEGLIGENT ACT OR OMISSION OF NCRS, ITS OFFICERS, EMPLOYEES, REPRESENTATIVES, OR AGENTS. MY RELEASE ALSO APPLIES TO ANY ILLNESS SUSTAINED BY ME DUE TO THE COVID-19 PANDEMIC



# For Sale & Advertisers

1957 Corvette (late build date), Polo White, silver coves, red interior. Two tops. Soft top never redone – frame is excellent. Original 270 HP engine – Correct 2x4 Carter WCFB's, Solid lifters, Duntov 097 cam. Received **Top Flight** award October 15, 2016. Options Heater, radio, courtesy lights, and emergency brake alarm. Comes with all the manuals, judging materials and a car cover.

Jerry Louer, Corona, California.  
951-310-6069 [pnjlouer@sncglobal.net](mailto:pnjlouer@sncglobal.net)



## WANTED Dead or Alive



**Removeable Top** for my  
**1991 Corvette Coupe.**

Not interested in a glass version  
Darold M. "Dead Eye" Shirwo,

[DShirwo@aol.com](mailto:DShirwo@aol.com),

**(310)278-2000**

**One original 1967 LH (driver's) door latch. GM # 9709407.**  
Rebuilt and in excellent working order. This one year only part is nearly impossible to find. **\$300 firm.** If you've looked or priced these, you know this is an excellent deal.  
Ron Bartow 805-481-3343 **FREE SHIPPING!**



Remember, that membership in our chapter includes free ads for buying and selling Corvettes and related items. Just send you items for sale or wanted to [ncrsccl@aol.com](mailto:ncrsccl@aol.com) Your ad will appear in the next newsletter that goes out to fellow Corvette lovers.



# Tools and Parts FOR SALE

Contact Jim Collins

(805)602-2056 or [JimCollins.Cars@gmail.com](mailto:JimCollins.Cars@gmail.com)

1964-65 FRAME DIAGRAM & DIMENSIONS

**C2 Corvette Body Cart. All steel with hard rubber caster wheels. 8 mounting points. Coupe or Convertible 1963 - 1967. \$280.**

**Auto Twirler rotisserie with side rail mounting kit for a C2 Corvette. Comes with other mounting brackets for Chevrolet and Ford cars. \$1900.**

**Rear Spring from my 1965 Corvette. Some other original suspension parts too.**

**Radiator core support for 1965 396 motor. No rust, cracks or damage. Never used. Stored for 35 years. Should be repainted. \$450.**

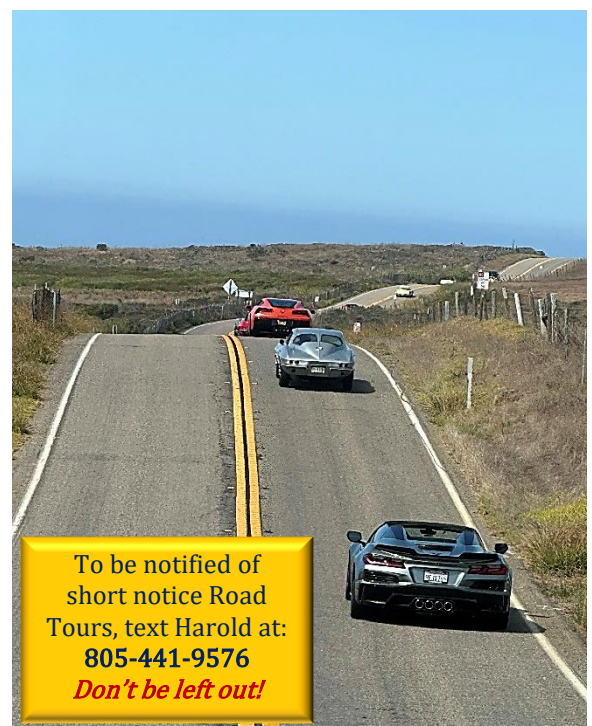
Contact Jim Collins (805) 602 2056 or [jimcollins.cars@gmail.com](mailto:jimcollins.cars@gmail.com)

We're getting closer to going back on the road.

As spring comes closer, the opportunity for rides will become better.

I took a ride last Saturday to Parkfield for lunch with the SLO Vettes club. The roads are much better than a few months ago. The potholes, for the most part, have been repaired. The hills are wonderful to see covered in lush green grass.

It's too early to say when the wildflowers will be coming up. I expect we will be taking a Wildflower ride in April as in years past. *-Harold Davis*



To be notified of short notice Road Tours, text Harold at: 805-441-9576  
*Don't be left out!*



*HAROLD DAVIS ORGANIZED CRUISE*  
*CORVETTES GALORE*  
*PHOTO BY RON BARTOW OCTOBER 2023*

*Thanks to our Shiftin' Gears contributors*



*Jim Collins, Beth Bartow, John & Beverly LeGate, Mike Ingham, Mark Tulley, Larry Colvin, Bill Cross*

Shiftin' Gears is the newsletter of the Central California Chapter of NCRS. It is published quarterly. All current members receive a copy with their membership. All articles are property of CCC/NCRS unless otherwise stated. Advertising in Shiftin' Gears is always available.

