

**February
2024
Newsletter**

Monthly Meeting — Saturday, February 3rd
Ollie's Station Restaurant, 4070 Southwest Blvd, Tulsa, OK 74107
 7:30 AM to 08:00 AM—Parking Lot Gathering; 08:30 AM meeting starts indoors!

Dues Reminder—Your 2024 Chapter Dues are due in January 2024. *(See last page of newsletter for Membership Application.)*



BOARD MEMBER'S REPORTS

President's Comments—January is behind us and hopefully so is the worst of the winter weather. I found very few occasions to be able to get my '65 coupe out in January. With some recent repairs, I'm looking forward to getting it out and driving it more. There are some excellent opportunities with the chapter to drive it and show it off this Spring. I'm already registered for our chapter judging event on April 19-20, and I'm not alone. Several people have already registered, including Dale Scott. Dale is bringing both of his '53 cars to be judged. Many of you have seen Dale's cars and know how special they are. What a rare opportunity for us to judge a restored '53 and an un-restored '53 at the same judging event!

While on the subject of registration, I want to make everyone aware that we have our chapter PayPal account established. I mentioned at our January breakfast meeting that we were in the process of getting the PayPal account connected with the national NCRS webpage. That process is now complete and will allow you to pay your judging event registration and annual chapter dues through the NCRS.org website. If



you have any issues with judging event registration, please contact me or Gene Holtz. If you have any issues with paying your 2024 (or 2025) dues through the website, please reach to me or to Charles Buxton.

I would like to close this month's commentary with a "thank you" to our chapter officers. January was a busy month behind the scenes. I especially want to thank Scott Pfuehler for getting our IRS filing and our annual financial report complete and Travis Firey for getting our 2023 annual report completed and sent to Tony Stein, our new Regional Director. That officially closes the books on 2023!

Please join the membership on February 3rd. I will not be with you this month, so Kelly Bolton will lead the meeting. Hope everyone has a great meeting at Ollie's.

NCRS Oklahoma Chapter President
Rob Wilson (NCRS #48348)

Membership Chairman's Comments— I will be accepting your 2024 dues at the February 2024 meeting.

NCRS Oklahoma Chapter Membership Chairman
Charles Buxton (NCRS #48996)

Judging Chairman's Comments—There will be a Judging School at the Chapter breakfast meeting on Feb 3rd to review the judging process. This is to help us get our minds focused on Judging Corvettes, before our spring judging event

OKLAHOMA CHAPTER SPRING JUDGING 2024

The registration is open for the Oklahoma Chapter Spring Judging event under event registration on the National [ncrs.org](https://www.ncrs.org) website. It will be a 2 day indoor judging and 5 judging point event. We will start a 1:00 PM Friday to allow travel time for out of town entrants.

Date : Friday April 19th and Saturday April 20th.

Location : [8515 East Skelly Drive Tulsa, OK](https://www.google.com/maps/place/8515+East+Skelly+Drive,+Tulsa,+OK)

Friday Schedule.

- Judged car arrival time and event set up is 9:00 - 12:00 AM. Can bring cars Thursday by prior approval.
- Owners and Judges meetings at 1:00. Then Flight Judging will start and we will judge 2 or 3 sections.

(Continued on page 2)

(Continued from page 1)

- Technical Session at 4:30 with Roy Sinor
- Catered BBQ Dinner at 5:30 with all entrants, club members and significant others, guests and new members invited, must have head count and payment by end of registration.

Saturday Schedule.

- Breakfast pastries at 7:30 AM
- Judging School at 8:00 with Tony Stein
- Judging continues at 9:00 till completed.
- Pizza Lunch will be at 12:00
- Awards will be presented after all judging and tabulation is completed.

Note: There is no registration fee for meet



← [Event Registration here!](#)

attendance or judging, but we do need a count for weekend meals. Please register for event online so you will get a judging spot and pay with our newly set up PayPal account if you want to dine with us.

Judging positions will be sent out 1 to 2 weeks before the event as well as what cars are entered for judging.

NCRS Oklahoma Chapter Judging Chairman

Gene Holtz (NCRS #10606)

email blue65L84@aol.com or 405-317-3919

Treasurer's Comments: We still got money in the bank!

NCRS Oklahoma Chapter Treasurer

Scott Pfuehler (NCRS #20940)

NCRS Chapter Merchandise

NCRS Oklahoma Chapter Store on the NCRS Apparel Store web page at <https://www.ncrsapparel.com/>



← [Get your apparel here!](#)

“Pete Pritchett’s Story” ...

By Scott Pfuehler (NCRS #20940)

Pete’s 1965 350hp 327 engine has had a history of running “HOT”. It been going on every since he got the engine and there seemed to be no fix in site. However...!

We did all the normal things to fix that hot running engine—timing, radiator, fan, fan clutch and no change, but it still got boiling hot!

So, we decided it was either going to be fixed or we were going to replace it. Fixing it may or may not maybe easier, but it was surely going to be cheaper.

Fix it we tried! We pulled the heads and found lots and lots of rust in the bottom of the coolant passages. Pete started getting the rust out, but what a mess. You could stick a screwdriver in a headbolt hole and prob its depth and it felt like you were on the beach sticking the screwdriver into the sand. Pete worked for months with every product known to man trying to get the rust out and eventually I think he did. After all of Pete’s hard work, we reassembled the engine for a test run—but luck wasn’t on our side. While torquing the headbolts the bottom rear bolt hole stripped the threads in the engine block—on both sides no less. Oh Boy, now what?

We were not sure about using some sort of threaded insert, so I tried a different approach. Sometimes metric bolts can be used to solve a problem like this. There was one metric size that we taped a test block with and it worked. So found some metric rod and nuts and used that in place of the two head bolts. Installed the head and used it as a guide to tap the stripped holes w/metric threads. After installing two metric studs using thread sealer, we installed the head gasket and finished the re-assembly by putting in the rest of the headbolts in and torqued away.

Oh no! Radiator/engine was filled with water and #2 cylinder got water in it. How? Pulled head, "No Clue" is the official determination. New gasket and head installed again.

Now it runs great, as it should.

Pete is putting some miles on the Corvette, without running hot, since its been a year since he could. All is running well.

Moral of the story? You decide!



“FINDING NEBO”...

By Gene Holtz (NCRS #10606)

I have been looking for a powerful, small, rechargeable flashlight for Flight Judging for a long time. I have purchased many different types over the years and none have performed the way that I wanted. They used batteries, were too small with not enough lumens or candlepower as we used to say, had a strobe feature that I would turn on by accident or were cost prohibitive.

When I was judging at the Midway USA Chapter Meet last fall I borrowed a flashlight from Rick Smiley and found the flashlight that I have been looking for, item# NEB-FLT-0008 NEBO flashlight. When I returned home I called Rick to get the information on the flashlight and found it on Amazon at a good price.

If you are just starting your judging journey or a Master Judge here are some items that you will need. Flashlight, mirror with a flex head, small magnet, laminated guideline charts for C.D.C.I.F., Paint Flow and Standard Deduction's, and a Corvette Judging Reference Manual. I bring a clipboard and mechanical pencil but clipboard's and pencil's are supplied by the Chapter as well as the Judging Manual of the year that is being judged. Judging bags to put it all in are available to purchase the NCRS store as well as Judging Manuals for the year or your choice.

Happy Judging



[Flashlight at Amazon!](#)

“Assembly Plant Tours”...

By Gene Holtz (NCRS #10606)


"Due to manufacturing advancements, tours offered by the National Corvette Museum of GM's Bowling Green Assembly Plant will be suspended beginning Monday, February 5, 2024. At this time, there is no confirmed date for plant tour resumption. The National Corvette Museum will remain open to the public and continue regular operations. To reserve your spot through Friday, February 2, 2024, visit us online at corvettemuseum.org. As more information is made available, it will be shared by the National Corvette Museum."

“Flat Tappet Lifters”...

By Scott Pfuehler (NCRS #20940)

Flat Tappet Lifters and Cam Failures—One Shop's Findings—CorvetteForum—Chevrolet Corvette Forum Discussion

<https://www.corvetteforum.com/forums/c1-and-c2-corvettes/4797050-flat-tappet-lifters-and-cams-failures-one-shop-s-findings.html>



[CorvetteForum QR Code](#)

“QR Codes”...

By Michael Aichele (NCRS #11685)

From the bowels of your newsletter editor... I'm trying something new this month. I've added some QR Codes that you can use with your mobile phone to go directly to a website that that is associated with QR Code.

Haven't used them before? Go to your camera and hold it over the QR Code, when the QR Code title comes up in the picture hit the title and walla your at the site.

Let me know what you think. I can drop them if you don't like them.

“Updating the Engine in my Vintage Track Car ”...

By Pat Cavanagh

In my previous article, I discussed my journey to build a multi-purpose '66 Corvette to compete in various Autocross, HPDE and other track events. Early this year while doing some testing it became apparent that I had damaged the clutch in the '66 Corvette.

To replace the clutch I would have to remove the engine and transmission from the car. I decided that while the engine was out of the car I would modify it for more power and at the same time lower the compression so it would run on 91 octane pump gas.

In September, I took the engine to Advanced Engine Concepts (AEC) in Green Lake. They have a reputation for building reliable race engines that make serious horsepower. AEC engines have won multiple championships around the mid-west. They recently won the Engine Builder Championship at Slinger Motor Speedway.



I discussed with Dan and Paul at AEC the intended use of the car, and they made a number of component recommendations to meet my goals for more power on pump gas.

The old engine was a .030 over 327 Chevrolet with the old school 64cc Fuelie heads from back in the mid 1960's. It ran a 780 Holley along with a Z-28 aluminum high-rise manifold and an L-82 camshaft. The block consisted of RaceTec forged pistons, Total Seal rings and Scat rods. Compression was 11.5:1 requiring 110 octane race gas. On the dyno, it made 390 horsepower at 5800 rpm and 389 ft./lbs. of torque at 4600 rpm.

Dan and Paul at AEC recommended I replace the heads, cam and valve train but retain the block and rotating assembly.

They replaced the iron heads (Fuelie Heads) with special AFR 180 Eliminator aluminum heads. These heads were ordered with 75cc combustion chambers to reduce the compression ratio to a manageable 10.5:1 so it could use 91 octane pump gas.

They also recommended a Comp Cams XR282HR (230/236 @.050, .510/.520 lift, 110LSA) hydraulic roller cam with T&D shaft rockers and the new Comp Cams Evolution hydraulic roller lifters.

After some debate, we decided to stay with the '69 Z-28 aluminum dual plane high rise and 780 Holley carburetor, but we modified both to better support the AFR heads. This also allowed me to retain my stock cold air stinger hood.


We also decided to keep the stock, tach drive, distributor with the Pertronix Igniter 3 and matching coil.

Finally, we decided to upgrade to an Allstar, aluminum, high performance water pump but retain the Milodon 7 quart, road race, oil pan and high volume Melling oil pump.

After we made the decision on the component's we ordered the new parts. When they arrived, Paul assembled the engine and prepared it to run on their dyno.

As an engineer, I thought I could use one of the online engine power programs to get an idea of how much power the engine would make. Most programs indicated the engine would make between 425hp and 440hp but the engineer at AFR said it would make much more from his experience. Interestingly, Dan and Paul at





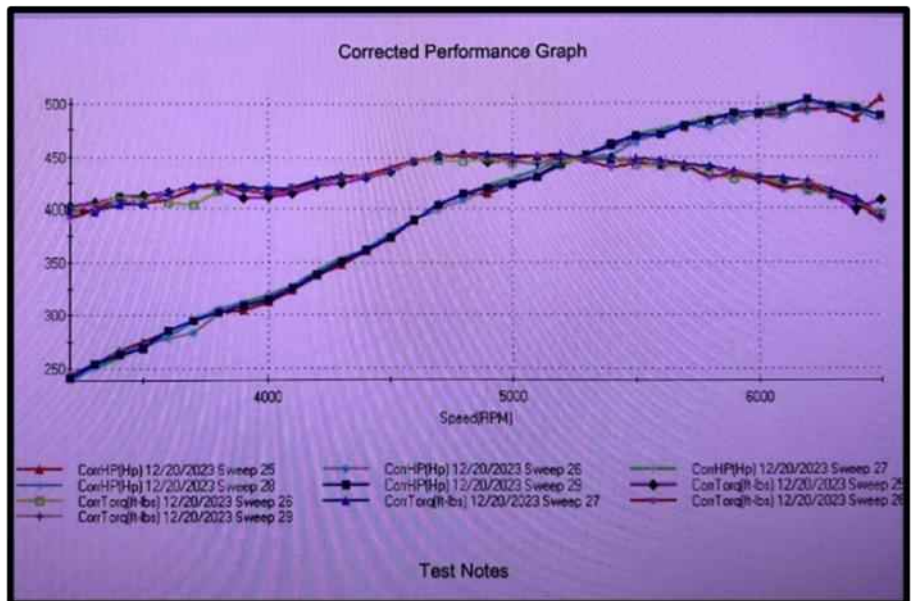
AEC would not comment on my projections.

With the engine set up on the dynamometer, we made several preliminary runs and found a problem with the rev limiter in the Pertronix 3 module. After some testing and reprogramming Dan discovered we did not have a good ground for the ignition module. A simple ground wire solved the problem. We then set the rev limiter to 6500RPM and made a number of sweeps.

The engine made 505 horsepower at 6200rpm and 452 ft./lbs of torque at 4800 rpm. This was a 115 horsepower and 63 ft/lbs of torque improvement over the older version of this engine....and it idles at 700 rpm.

During the dyno testing, the best results were with ignition advance adjusted to 38 degrees. After some small changes to the air bleeds and main jets, the Air Fuel Ratio ranged from 12.5:1 to 13.5:1. We did not experience any detonation on the 91 octane pump gas.

The torque curve was very flat with the engine making over 400 ft./lbs of torque from 3200 rpm to 6400 rpm. This should be a lot of fun coming out of the corners hard with the 3.73:1 gearing in my car. I might need bigger Hoosiers!



I hope to have the engine reinstalled by late January but the new clutch and pressure plate have been on back order since late November. I am planning to get some time on the car as soon as possible, so I can sort things out before I sign up for track day events and autocrosses this spring.



If you have any suggestions, comments or questions you can email me at pcavanagh2012@gmail.com.

UPCOMING EVENTS

OKLAHOMA NCRS CHAPTER EVENTS:

- February 3rd—NCRS Chapter Breakfast Meeting—Tulsa (See Front Page)
- February 8th, 2024—Ladies Night Out (see Tulsa Happenings—Ladies Night below)
- February 20th—Tulsa Attitude Adjustment Night (see Tulsa Happenings below)
- February 27th—OKC Attitude Adjustment Night (see Oklahoma City Happenings below)

NCRS NATIONAL EVENTS:

- March 14-17, 2024—National Judging Retreat, Texas
- April 11-14, 2024—Southern California Regional, Las Vegas, NV
- April 19-20, 2024—Oklahoma Chapter Spring Judging, Tulsa, OK
- May 2-4, 2024 - Heartland Regional, Cedar Rapids, IA
- May 31-June 1, 2024 - New England Regional, Marlborough, MA
- August 4 - 8, 2024 - National Convention, Hampton, VA
- September 17-19, 2025 - Regional, Springfield, MO

OKLAHOMA HALLETT MOTOR RACING CIRCUIT: <https://www.hallettracing.net/>

59901 E. 5500 Rd., Jennings, OK 74038; Phone (918) 356-4814; eMail: jennifer@hallettracing.net

OSAGE CASINO TULSA RACEWAY PARK: <https://www.tulsaracewaypark.com/>

3101 N Garnett Rd., Tulsa, OK 74116; Phone (918) 437-7223; eMail: megan@tulsaracewaypark.com

CAR SHOWS AND SWAP MEETS: *(Stuff for Car Guy's and Gal's)*

- *Tuesday* Cruise Night, McAlister's Deli, 91st & Memorial, *Tulsa, OK*; 4:00 PM-Sunset (March 14 – Oct)
- Cars & Coffee, 1 Remington Place NE 50th and MLK, *Oklahoma City, OK*; *First Saturday* monthly, 8:30AM-11:00AM
- Cars & Coffee, Kicker Facility, 3100 N Husband St, *Stillwater, OK*; *Last Saturday* monthly, 8:30AM-12:00PM
- Owasso Cruzrs Cruise In, 12900 E 86th St N, Owasso, OK; 2nd Wednesday monthly, 4:30PM-8:00PM



TULSA HAPPENINGS—*LADIES LUNCH OUT* (2nd Thursday of each month)

PLEASE RSVP—to Nancy Phillips! Contact her at 918-770-1043 or nancy.phillips@isocentric.com.

Monthly Lunch—Everyone is welcome—Chapter Member's, spouses, partners, or singles to get together and mingle. It is a good time for all! Please come join us.

Thursday, February 8th, 2024 lunch location will be Red Lobster, 4525 E. 51st St (just west of Yale on 51st), Tulsa, OK. Gathering time is 11:30 AM. We hope to see you there.

Future dates: March 14th, 2024 (We will be going back to evening meals.)

TULSA HAPPENINGS (3rd Tuesday of each month)

ATTITUDE ADJUSTMENT Night TULSA, OK —**Tuesday, February 20th; 5:00 pm** at Bravos Mexican Grill, 6104 E 71st Street, Tulsa, OK. Hope to see you there.

OKLAHOMA CITY HAPPENINGS (4th Tuesday of each month)

ATTITUDE ADJUSTMENT NIGHT OKLAHOMA CITY—**Tuesday February 27th** at RUDY'S "Country Store" and Bar-B-Q located at 3437 W Memorial Dr. Oklahoma City, OK. Arrival time is 5:30 with dinner at 6:00. Hope to see you there.

2024 OKLAHOMA CHAPTER CALENDAR

January 6th - Breakfast
 January 16th - Attitude Adjustment Tulsa
 January 23rd - Attitude Adjustment Oklahoma City
 February 3rd - Breakfast
 February 3rd - Judging School
 February 20th - Attitude Adjustment Tulsa
 February 27th - Attitude Adjustment Oklahoma City
 March 2nd - Breakfast
 March 2nd - Board Meeting
 March 19th - Attitude Adjustment Tulsa
 March 26th - Attitude Adjustment Oklahoma City
 April 6th - Breakfast
 April 6th - Road Tour to Corvette Expo in Enid
 April 16th - Attitude Adjustment Tulsa
 April 19th-20th - Chapter Judging Event
 April 23rd - Attitude Adjustment Oklahoma City
 May 4th -Breakfast
 May 18th - Garage Condo Cookout/Garage Tours
 May 21st - Attitude Adjustment Tulsa
 May 28th - Attitude Adjustment Oklahoma City
 June 1st - Breakfast
 June 1st - Board Meeting
 June 8th (tentative) - Road Tour to Paragon
 June 18th - Attitude Adjustment Tulsa
 June 25th - Attitude Adjustment Oklahoma City
 July 6th - Breakfast
 July 16th - Attitude Adjustment Tulsa
 July 23rd - Attitude Adjustment Oklahoma City
 August 3rd - Breakfast
August 20th - Attitude Adjustment Tulsa

August 27th - Attitude Adjustment Oklahoma City
 September 7th - Breakfast
 September 7th - Board Meeting
 September 17th - Attitude Adjustment Tulsa
 September 21st (tentative) - Chapter Judging Event
 September 24th - Attitude Adjustment Oklahoma City
 October 5th - Breakfast
 October 13th or 20th (tentative) - Picnic at Aichele's
 October 15th - Attitude Adjustment Tulsa
 October 22nd - Attitude Adjustment Oklahoma City
 November 2nd - Breakfast
 November 19th - Attitude Adjustment Tulsa
 November 26th - Attitude Adjustment Oklahoma City
 December 7th - Breakfast
 December 7th - Board Meeting
 December 14th (tentative) - Christmas Party
 December 17th - Attitude Adjustment Tulsa



**OK Chapter
 Facebook QR Code**

MEMBERS CLASSIFIED PAGE (Wanted, For Sale or Service)

For sale or a service you can provide Chapter Members? eMail me and I'll put it in the newsletter! - mjikelee@gmail.com

CAR FOR SALE - 2007 Atomic Orange Corvette Convertible, Cashmere Interior, VIN 1G1YY36U275108486, Original miles 18,679, 5.7 Liter, 400 HP, Six-speed Paddle Shift Automatic Transmission, Polished Aluminum Wheels, 3LT Preferred Equipment Group, Original Tires, One Owner, Excellent Condition (except tires). \$25,000, [Kelly Bolton 918 810-6919](tel:9188106919).

CAR FOR SALE - 1988 35th Anniversary Edition Corvette, White Exterior, White Leather Sport Seats, VIN 1G1YY2186J5117638, Original miles 19,100, 350 CID, 240 HP, 4+3 Manual Transmission, of the 2050 Anniversary Edition Corvettes produced, only 180 have manual transmissions, Z52 Performance Handling Package, One Owner, Excellent Condition. \$25,000 OBO, [Kelly Bolton 918 810-6919](tel:9188106919).

FOR SALE - Corvette "Body Dolly" and "Rotisserie" located in Wichita, Kansas \$3,000. [Contact Dallas Keller at \(316\) 200-4125](tel:3162004125)

FOR SALE - 4 NOS Goodyear Eagle GS-CR Radial Tires for C4 Corvette; 2 are P255/45ZR17 both dated 2201; and 2 are P285/40ZR17 dated 4500 and 4400. Pick up in Wichita, Kansas \$1500. [Contact Dallas Keller at \(316\) 200-4125](tel:3162004125)

FOR FREE - If anyone wants a past edition of the Judging Reference Manual or a Technical Information and Judging Guide let me know. I have Judging Reference Manuals and Technical Information and Judging Guides for 58-60, 63-64, 66, 68-69, 70-72, 73-74, 75-77, 80-82, and 90-91. [Contact Scott Pfuehler at \(918\) 437-5292](tel:9184375292).

FOR SALE - 1965 Close ratio Muncie 4 speed. Main-case # 3851325, mid-plate #3857584, side cover #3831707. Date P0312 (March 12th) NO V.I.N. ON CASE. 7,000 miles on rebuild by Tom Parsons with upgrade to 1" cluster shaft and 26 spline input. Comes with new power torque pressure plate and good clutch disc and rear yoke. \$1,000.00 [Gene Holtz \(405\) 317-3919](tel:4053173919)

Continue to keep [Phil Gray](#) (Our former Chapter Vice-President) in your thoughts!

Phil Gray
Zarrow Pointe
2025 E 71st St, HC Room #200A
Tulsa, OK 74136
Phone: (918) 496-8333 to Zarrow Pointe

Zarrow Point is just West of Lewis on 71st street. Turn North at the first light west of Lewis. In the complex, turn left just past the pool and park in the small parking lot. Sign in at the desk and go down the hall until you must turn. Turn left then keep going down the hall until it ends with double doors to the Health Center. (HC) on your right. **Note:** to exit the HC, the code is next to the keypad.

NATIONAL MEMBERSHIP INFORMATION

National Corvette Restorers Society

E-Mail: info@ncrs.org

Phone: (513)760-6277

Fax: (513) 201-8875

<https://www.ncrs.org/join/ncrs-benefits.php>



NCRS - Oklahoma Chapter Contact Information

<u>Role</u>	<u>Name</u>	<u>eMail</u>
Chairman	Rob Wilson	robertwilson2@cox.net
NCRS Contact Person	Rob Wilson	robertwilson2@cox.net
Vice-Chairman	Kelly Bolton	kellybolton@cox.net
Flight Awards Administrator	Kelly Bolton	kellybolton@cox.net
Secretary	Travis Firey	rervmx@gmail.com
Treasurer	Scott Pfuehler	fogaley@sbcglobal.net
Judging Chairman	Gene Holtz	blue65L84@aol.com
Judging Administrator	Gene Holtz	blue65L84@aol.com
Membership Manager	Charles Buxton	cbuxton@cox.net
Membership Administrator	Charles Buxton	cbuxton@cox.net
Newsletter Editor	Michael Aichele	mjikelee@gmail.com
Webmaster	Mike Partridge	lostnaustin@sbcglobal.net
Regional VII Director	Tony Stein	anthonystein@att.net

NATIONAL CORVETTE MUSEUM NOTICE - Due to

manufacturing advancements, tours offered by the National Corvette Museum of GM's Bowling Green Assembly Plant will be suspended beginning Monday, February 5, 2024. At this time, there is no confirmed date for plant tour resumption. The National Corvette Museum will remain open to the public and continue regular operations. To reserve your spot through Friday, February 2, 2024, visit us online at corvettemuseum.org. As more information is made available, it will be shared by the National Corvette Museum.



CHAPTER MEMBERSHIP APPLICATION

OKLAHOMA CHAPTER NCRS, INC. MEMBERSHIP APPLICATION



Date: _____

Name: _____ Spouse: _____

Address: _____

City: _____ State: _____ Zip: _____

Home Phone: (____) _____ Work Phone: (____) _____

Cell Phone: (____) _____ eMail: _____

How did you hear about Oklahoma Chapter NCRS? _____

What are your special areas of interest? _____

NCRS National Membership #: _____ Expiration Date: _____

Signature: _____

Corvette Information (Optional)

Year	Model	Color	Engine/HP
_____	_____	_____	_____
_____	_____	_____	_____
_____	_____	_____	_____
_____	_____	_____	_____

Annual Dues are \$30.00 with membership expiring on December 31st. You must be an active member of the National Corvette Restorers Society before you can be a member of the Oklahoma Chapter N.C.R.S., Inc. Make checks payable to **Oklahoma Chapter NCRS, Inc.**

Mail to: Charles Buxton, Membership Chairman
Oklahoma Chapter NCRS, Inc.
2211 E Glendale Street
Broken Arrow, OK 74011