

The Bonding Strip

2023 TUCSON
REGIONAL @ CASINO DEL SOL



Tucson Regional Pages 20 and 21



**SOUTHERN
CALIFORNIA
CHAPTER**



TABLE OF CONTENTS

<u>Table of Contents, Notifications</u>	Page 2
<u>2023 Board Members</u>	Page 3
<u>NCRS Calendar 2023</u>	Page 4
<u>Chairman's Message</u>	Page 5
<u>We are SCC & Corvette Links</u>	Page 6
<u>Automotive Cleaning/Drying Solutions</u>	Page 7
<u>Road Tour to Hobs Ranch</u>	Pages 8 - 9
<u>2023 Fall Meet at Hobbs Ranch</u>	Page 10 - 13
<u>Tech. Article: C8 Corvette Lifting Issue & and Solution</u>	Page 14 - 15
<u>SCC/ NCRS Judging School</u>	Page 16
<u>C6 Battery Cable Replacement</u>	Page 17
<u>1956-57 Soft Top Rear Latch Rebuild</u>	Page 18 - 19
<u>2023 Tucson Regional Convention</u>	Page 20 - 21
<u>Golden Quill Award</u>	Page 22
<u>SCC Road Tour to NCRS National Convention in French Lick</u>	Page 23
<u>SCC/NCRS BOD Meeting Minutes</u>	Page 24 -25
<u>SCC/NCRS BOD Meeting Minutes Continued</u>	Page 26 -27
<u>From the Editor</u>	Page 28
<u>Members ads Badge & 40th Anniversary Coin</u>	Page 29
<u>Advertising Rates for the Bonding Strip</u>	Page 30
<u>Paid Advertisement</u>	Page 31 - 32

SCC/NCRS 2023 Board of Directors



Chairman: Ted Wilm, 81549 Ronda, La Quinta, CA 92253 415-806-3403
TheodoreA.Wilm@Gmail.com



Vice Chairman: John Piovesan, 1868 Parkview Circle, Costa Mesa, CA 92627 949.400.0005, John@gmdownunder.com



Chairman Emeritus: Darold Shirwo, 16255 Ventura Blvd., Ste 215, CA 91436 310.278.2000 dshirwo@aol.com



Membership Chairman: Jerry Louer, 425 Atwood Drive Corona, CA 92879 951.734.9818 pnjlouer@sbcglobal.net



Secretary: Steven Hucik 17080 Butterfield Trail Poway, CA 92064 910-547-6075 steven.hucik@gmail.com;



Co-Judging Chairman: John LeGate, PO, Box 2739 Ramona, CA 92065 408.888.0335 lgdental@att.net



Treasurer Verity Hobbs, PO Box 2316, Newport Beach, CA. 92659 H 949-378-3419 starppo@hotmail.com



Co-Judging Chair & Social Media Administrator: Beverly LeGate, Box 2739 Ramona, CA 92065 408.981.1200 beverylegate@yahoo.com



CP Award Administrator Barbara Vignone, 5 Via Pasa, San Clemente, CA 92673. 949.292.3396 bvignone@cox.net



TABULATION: Pat Louer, 425 Atwood Drive, Corona, Caz 92879 H 951-734-9818 pnjlouer@sbcglobal.net



Bonding Strip Editor, Historian & Webmaster: Ed Vignone, 5 Via Pasa, San Clemente, CA 92673 vignone@ieee.org



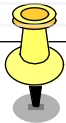
Tech Advisor: Joe LeMay, 1723 Grant Ave. Redondo Beach, CA 90278 714-720-4853 jlemay5@aol.com;



Social Media Admin: Gary Hiltunen, 55 Calle Aragon # E Laguna, Woods, CA 92637 909-437-9288 polowhite53@gmail.com;



NCRS Region IX Representative: Mike Ingham, 6047 Lawton Avenue, Oakland, CA 94618, 510-420-0968



Welcome New Members



Gilles Brochard, David Enzer, Paul Duron
 Gerard Turner & Hakam Hammarstrom

Many thanks to Photo Contributors: Joe Lemay, Ron Bartow, Garry Mion Russell Love and Ed Vignone who contributed photos for this publication.

2023 CALENDAR



[04-28-2023 - 04-29-2023 Southern California Chapter SoCAL SPRING MEET HOBBS RANCH](#)



[05-13-2023 Northwest Chapter NW Chapter Judging Meet](#)



[05-19-2023 - 05-20-2023 Illinois Chapter IL Chapter NCRS Spring Judging Meet](#)



[05-20-2023 Carolinas Chapter Correcting C5 gas gauge failure](#)



[06-01-2023 - 06-03-2023 Pittsburgh Tri-State Chapter ALTOONA REGIONAL](#)



[06-08-2023 - 06-10-2023 North Central Chapter 2023 North Central Regional](#)



[06-09-2023 - 06-10-2023 Adirondack Chapter 2023 Spring Meet](#)



[06-17-2023 Texas Chapter 2023 TX Chapter - Houston Event](#)



[07-23-2023 - 07-27-2023 2023 National Convention-French Lick](#)



[08-04-2023 - 08-05-2023 Heartland Chapter Clear Lake Cruise & Show](#)



[08-26-2023 Intermountain Chapter 2023 Summer Chapter Flt Judging](#)



[09-09-2023 Illinois Chapter IL Chapter, Meadowdale Raceway](#)



[09-14-2023 - 09-16-2023 Ontario Canada Chapter 2023 Ontario NCRS Regional Meet](#)



[09-23-2023 Mid-Atlantic Chapter MAC 2023 Turner Chevrolet Meet](#)



[10-19-2023 - 10-21-2023 Texas Chapter 2023 Lone Star Regional](#)

We are SCC/NCRS

The Southern California Chapter represents members of the National Corvette Restorer's Society from the Central California border to the Mexican border. It was formed over forty years ago in 1981 and we currently have over 120 members.

Any membership inquiries and change of address should be sent to: Membership Chairman, Jerry Louer 425 Atwood Drive Corona CA 92879 951.734.9818 pnjlouer@sbcglobal.net



For National NCRS profile changes to avoid missing Chapter news. Here is a link to your member profile: <https://www.ncrs.org/forums/register/change-address.php>

Opinions stated herein are those of the authors and do not represent those of NCRS, Inc. or the NCRS/ Southern California Chapter.

Email is the method used to notify members of calendar changes and events that take place between issues of the Bonding Strip.

LINKS

[2023 Corvette Z06 Engine Break-In Explained: Video \(gmauthority.com\)](#)

[2023 Corvette Z06 vs Porsche GT3 | Pushed to the Limits - YouTube](#)

[1960 Chevy Corvette Le Mans Racer Headed To Mecum Indy \(gmauthority.com\)](#)

[How fast is the Corvette E-Ray? Versus Ferrari F8 & Lamborghini Huracan Evo: Jason Cammisa Drag Race - YouTube](#)

[RARE Factory Tanker 1 of 2 in 1967 ! Chevrolet Corvette in White on My Car Story with Lou Costabile - YouTube](#)

[New 2025 Corvette Zora | Would You Buy One? - YouTube](#)

[National Council Of Corvette Clubs Bans Corvette E-Ray & EVs \(gmauthority.com\)](#)

[Chevy MyWay: Corvette Expert Sessions – Z06 Engine Break-In | Chevrolet - YouTube](#)

Automotive Cleaning/Drying Solutions

By Gary Mion

If you are looking for something stronger thinner than a rag and much stronger than a paper towel, check out [microfiber cleaning cloths](#). I have used these to clean the underside of all my cars, including my '60 when I was using alcohol to remove years of grease, oil and dirt from the bottom of the body.



70% alcohol solution

The structure of the microfiber cloth makes it as durable as a towel, but has the shape and flexibility of a paper towel. It is absorbent as well, and does a good job of holding a good deal of cleaning solution. My favorite is to use a 70% alcohol solution, which is an effective cleaner and dries relatively quickly.



microfiber waffle weave

For drying my car after washing, I really like microfiber [waffle weave towels](#). They are soft and absorbant. I generally use two towels: one for initial drying (that gets wrung out frequently), and another for finish drying. I usually get 3-5 dryings before I relegate the initial drying

towel to shop clean-up duties, and the final dry towel to initial drying towel, They are still effective as towels, just not as soft as they once started out to be. Can never have too many shop towels around.



microfiber cloth

Over the years I have used [Microfiber Wholesale](#) as the place to get either of these towels, but there are places you can check out on the web. Maybe you have a favorite you would like to share with the Chapter members.

NCRS registered mark used in *The Bonding Strip* are NCRS Founders Award®, NCRS Master Judge Award®, NCRS Performance Verification Award®, NCRS Flight Award®, and NCRS Sportsman Award® are registered with the United States Department of Commerce and Trademark Office. The NCRS American Heritage AwardSM application is pending.

Road Tour to Hobbs Ranch

By Ed Vignone



The Road Tour to the Hobbs Ranch met at Nessy Burgers on Old Highway 395. This was the first time that we have eaten there. We arrived before noon and the line to order was about 6 deep.



We heard they were famous for their Burgers. Barbara and I ordered the "Original Nessy Burger" and we were pleasantly surprised! It was delicious. By noon the waiting line was around the building.





The remaining road tour participants arrived by 12:30 PM.

After lunch a Caravan of about 10 Corvettes drove over winding roads, green hills (I had my mode control in SPORT). We arrived at the Hobbs Ranch as scheduled.



2023 SCC Spring Judged Meet & Judging School at Hobbs Ranch



Jim Burra 1966 TF



Jim Burra 1966 TF



Scott Halpern 1965 TF



Scott Halpern 1965 TF



Sinan Sinanyan 1970 TF



Sinan Sinanyan 1970 TF




Hakam Hammarstrom 1970 2nd F




Hakam Hammarstrom 1970 2nd F




John Piovesan Auctioneer
Extraordinary



Mitch Guimarin, Sportsman



Dana Robert, Sportsman



Steve Hucik, Sportsman



Dee Anna Shrefler Tabulator PIN



Merry Jo Siegrist, Tabulator PIN



Margaret Craig, Tabulator PIN



Verity Hobbs, Certificate of Appreciation



Dana Wright, Tabulator PIN



Garry Mion SCC Appreciation PIN
Bonding Strip Technical Articles

Sportsman Display Awards

Giles Brochard	1972
Larry Guevara	2016
Mitch Guimarin	2004
Steve Hucik	2008
Patty Kemple	2004
Dana Richard	2003
Ed Vignone	2023

Cupcake Award (For achieving the next level)

Dana Richard	200 Level Judge
Steve Shrefler	300 Level Judge
Dee Anna Shrefler	300 Level Tabulator

Flight Awards

Scott Halperin	1965	Top Flight
Jim Burra	1966	Top Flight
Hakan Hammarstrom	1970	2 nd Flight
Sinan Sinanyan	1970	Top Flight

Judging Recognition Pins

- Rob Myrick
- Gary Craig

Hobbs Ranch was like coming home. A gated flight judging field, all the cars arranged together. This is a Judging Chairs dream location. Verity Hobbs was a gracious host and we thank you and all the hard work and effort for all to enjoy! Congratulations to all our Owners for bringing your car to our event and on your hard work. Thanks Pat Louer, our Lead Tabulator and all the Tabulators for a job well done. Judges & Team Leaders for your support as we juggled the field and assignments. Gary Craig did a Judging School on Broach Marks with a Power Point presentation. It was very informative and when guys start talking back and forth with questions and answers and knowledge sharing, this is what it is all about. Participating and sharing. Thank you Gary for presenting our Judging School and coming all the way from Arizona. Thank you Garry & Karen Mion Long distance traveler also from Arizona. Everyone opened their wallets and bought other members auction contributions. I bet garages were cleaned out because John had plenty of items to raffle and in the end, our Auctioneer offered bundles to sweeten the deal! Very fun times!!

Thanks John Piovesan! Please mark your calendars for Oct. 6th & 7th for our Joint Fall Meet with the Central California Chapter. We are heading to the El Segundo area down the street from the Zimmerman Automobile Driving Museum. A Flyer will be sent to all members with all the details. Have a wonderful Summer and please sign up on our SoCal Facebook page so you can follow 12 Corvettes & 2 Cars traveling Route 66 on the Southern California National Road Tour to French Lick Indiana. Beverly & John LeGate Co-Judging Chairs

C8 Corvette Lifting Issue & and Solution By Ed Vignone

In the early production of the C8 Corvette there were a number of Two Post Lift accidents (Figure 1). These Two post lifts are equipped with 4 lifting arms. A number of these lifting arms were positioned in the incorrect place on the Corvette side rails which caused the accidents.



As you look at the side rails there are a number of locations where the fiberglass is routed around a round hole or a oblong hole in the side rail. The proper locations in the side rails for lifting are the most forward and rearward oblong holes (Figure 2).



Fig.1: Two Post lift

Link to image of proper lifting locations:

https://www.corvetteblogger.com/images/content/2020/031420_7b.jpg

The other holes along the bottom of the chassis rails, I assume were used in the manufacturing process.

Those accidents could be avoided if on the chassis there were well identified lift locations. To lift my previous Corvettes (C5-C7) I had a lifting pad on my jack that would only fit into the oblong hole. (Figure 3).



Fig.2: Oblong Holes

In searching for a method to insure my Corvette would be lifted correctly, I found that there were Jacking Pucks that could be permanently installed on the rails of **the C8**. I hadn't heard of a puck since a character in William Shakespeare's play, A Midsummer Night's Dream and those used in Ice hockey. In researching this article I found that early use of Hockey Pucks were used to lift the body off the chassis for off road vehicles.



Fig. 3: Jack Lifting Pad, C5 C7

The oblong pads are similar to the lifting device for C5-C7 Corvettes

(Figure 3) which were used with floor jacks and not likely used on Two Post Vehicle Lifts. Lifting Pucks that can be permanently attached to the Corvette are available and come in a variety of bright colors (Figure 4).



Fig.4: C8 lifting Pucks



Fig.5: Threaded Bar

I bought 4 pucks for \$33.59 from Amazon. Search for **"Samman Cor-**



Fig.6: Puck Turned 90 degrees



Fig. :7 Attaching Puck

vette Jack Pucks Billet Aluminum Jacking Puck". There are other supplier with similar products which would also work. The pucks came with stainless steel cap screws. I checked them out with a strong magnet and they only had a slight attraction as should be for stainless.

To install, screw the socket head cap screws through the puck into the threaded bar (Figure 5). Insert the bar end into the oblong hole turn the puck 90 degrees. (Figure 6). Secure with the provided hex wrench (Figure 7). Do this for the remaining 3 pucks in the most forward and rearward oblong holes in the side rails. Put Loctite Threadlocker Blue on the threads and tighten securely. In the future, to insure that some first day employe at a garage doesn't make a mistake I created a label for each puck (Figure 8).



Fig.: 8 Labeled Puck

SCC/ NCRS Judging School

Saturday, 18 February 2023

Twenty SCC members participated in a judging School at GM Down Under in Costa Mesa. Thanks to our Vice President John Piovesan for hosting and Joe LeMay for the presentation. This Judging School was based on information provided at the NCRS 2019 judging retreat. It covered the Judging Reference Manual and the latest NCRS guidelines.

Handouts were provided which included the paint flowchart & standard deduction placards. The presentation included many slides which stimulated lots of discussion and questions among the attendees. It was a very interesting presentation which was enjoyed by all and the PowerPoint slides can be downloaded at the following link:

<https://www.ncrs.org/scc/Judging%20School%202023-02.pptx>



C6 Battery Cable Replacement

By Garry Mion

Many years ago the positive connector on my 2008 battery harness needed to be replaced due to prolonged exposure to acid vapors from a defective battery. Essentially the connector disintegrated to the point where it was no longer able to keep a tight grip on the battery post.



The solution at the time was to cut off the connector, strip back the wires, and install a universal connector as shown on left.

After a failure of the connector (carbon build up that resulted in a no-start condition), I decided to place an order for a completely new battery harness. This was in May of 2021. However, nobody had them in stock. I took a chance and ordered one from Amazon, hoping that sooner rather than later it would again be back in stock.

Fast forward to February, 2023, I received a notice that the harness had shipped. So much for sooner.

The new harness was mostly configured like the original, except for the negative side connector. The picture at right shows the difference, where the original connector has a 90-deg configuration while the new connector does not. This rendered the negative post cover useless, and thus makes the changeover quite obvious. I'm not sure as to why this change was made.



The pictures below show the original cable label, dated 08-09-07, and the new label dated 10/20/22. However, the label is not visible when installed in the car and the battery is in place.

The replacement of the cable was straight forward, but does require that you remove the starter in order to get at the negative side cable mount to the engine block. It also makes it easier to re-route the cable. Having access to a lift will definitely help make the job go smoother.



The GM part number for the cable is 20835504. When I originally purchased it via Amazon in 2021 it cost \$72. Now it is upwards of \$125+.

1956-57 Soft Top Rear Latch Rebuild

By Joe LeMay in Joe's Garage

The soft top rear latch assembly on 1956-57 up to VIN 4500 Corvette are unique. These 'early' latches have not been available as a reproduction. Later latches are available. The difference is the earlier ones have a stud integral with the assembly for attachment to the deck lid. The later ones use a Philips head screw to attach them to the deck lid.

I had looked for the early latches in good enough condition to install and use on my car. The ones that I received were always a disappointment. Ones from EBay were broken, bent, rusted, or poorly repaired, and others I received were rusted and broken. The originals were riveted with solid steel rivets. I saw a couple that were repaired using nails and were loose and bent.

The latch is made of three parts that are assembled with six rivets. There is the deck plate, the closing finger, and the handle. With time and rough use, the latches wear out. The handles are usually bent and the closing finger rivets are broken. The holes at all the rivets are elongated. After looking at the construction, it appeared the latches could be disassembled, plated, riveted with aluminum rivets, and reinstalled. That is what I did and I want to provide these guidelines for your restoration.

Paragon has a latch rebuild kit #4105K that includes a new closing finger and this may be a good way to go for a new part, but it does not address the rust, bending, and other issues.

The first thing is to get a pair that are not rusted beyond replating, and not bent past a point that they can be straightened. From looking at several latches, it appears many owners have an issue with how to use the latches. There is the catch assembly that is installed on the rear of the soft top. When treating the latches roughly, the catch assembly is installed into the latch finger, then close the latch by pushing down on the latch handle. The latch is not strong enough to pull the bow to the deck lid, and eventually the latch will bend or break. The correct way is to push the rear bow of the soft top onto the deck lid and close the latch handle.

Maybe the latches can be plated as an assembly, but I disassembled mine into three pieces. The rivets were in really bad shape. The rivets will need to be removed and discarded. I left the short leg brackets on the closing finger as those rivets were not significantly worn. See the photo. Then the parts were sent out for chrome plating.

For rivets, I used aluminum rivets: 5/32" dia. X 1/4" and 5/32" dia. X 0.80". I had to buy a box of 500 of the longer rivets. I could not find a small quantity. They are 5 cents each, so maybe I will go into business? Some of the holes in the latch assembly will need to be drilled out to 5/32" as the rivets that were originally used were different diameters. You may also need to drill out the holes if they have been elongated.

First the closing finger is riveted onto the handle. After riveting, these rivets may

need to be cut shorter so that there is no interference when operating the latch. Then the longer rivets are installed. The rivet that is inserted through the handle will need to be cut with a Dremel because there will be interference.

There was some manipulation of the parts to get them to line up for assembly. The final results are worth it. Also, these newly rebuilt latches closed the entire way. The finger was close to the deck plate. I have not seen that on any other used latches. For hardware, the studs on the original latch assemblies are #12-24 thread. You will also need a flat washer and star washer.



Freshly chromed parts



Closing finger riveted to the handle



Finished subassembly



Rivet attaching the handle to the base plate



Both rivets attaching the handle to the base plate



Finished rear soft top latch with unrestored latch below

Tucson Regional

Judging Results

Performance Verification

Mitchell Guimarin, 2004

Top Flight

Joe LeMay, 1957

Michael Johnson, 1965

Ted Wilm, 1967

Dana Richard, 2003

Sportsman :

Don Troyer, 1987

Ed Hoffman, 2007

Garry Mion, 2008

Art and Glorie McNay, 2017

Ed Vignone, 2023

NCRS Support Pin

Sharyl Ingham



Joe LeMay, 1957



Michael Johnson, 1965



Ted Wilm, 1967



Dana Richard, 2003



Mitchell Guimarin, 2004



+The Old Cars Weekly 2022 Golden Quill Awards

The Old Cars has honored the hobby's top club publications and editors with our 2022 Golden Quill Awards.

The Southern California Chapter "the Bonding Strip" has achieved this award every year since 2019. SCC members have contributing articles, both technical and Corvette related, which have allowed us to achieve this award.

Shown below are the NCRS National and Chapters that have also achieved the 2022 Golden Quill Award.



National

National Super-Size Publications

The Corvette Restorer & The NCRS Driveline, Vinnie Peters, editor, National Corvette Restorers Society

Regions & Chapters 2022

Full Size

The Bonding Strip, Ed Vignone, editor, National Corvette Restorers Society - Southern California Chapter

Cross Flags, Paul Burski, chief editor, National Corvette Restorers Society - North Central Chapter

Redline Times, Reba Whittington, editor, Carolinas Chapter - National Corvette Restorers Society

R.P.M., Jimmy, Patitucci, editor, Pittsburgh Tri-State Chapter - National Corvette Restorers Society

High Plains Shifter, Dennis Dalton, editor, National Corvette Restorers Society - Rocky Mountain Chapter

The Vette Signal Magazine, Tom Komendera, editor, National Corvette Restorers Society - Michigan Chapter

SCC Road Tour to NCRS National Convention in French Lick, IN

The Official Southern California NCRS Route 66 AMERICANA

John & Beverly LeGate

We will be getting our kicks on Route 66 as we wind thru the USA, on as much of the old Route 66 as possible. We will be staying in some historical Route 66 Motels.

Our San Diego family will depart our area on Monday, July 17th arriving for our first night in Seligman, Arizona the "Birthplace of the Historic Route 66".

Tuesday morning, July 18th, we will depart towards Gallup, New Mexico. We will



have a kodak moment standing on the corner in Winslow, Arizona FOR BEV! Arriving in Gallup, NM at our second Route 66 Hotel. That evening we will watch the nightly entertainment of the Native American Pueblo peoples native to the Zuni River valley, The Zuni Street dancers at 7pm.



Wednesday, July 19th, will head us towards Tucumcari, NM and the famous Route 66 Blue Swallow Motel for the evening.



Thursday, July 20th we will drive thru Oklahoma and we will be staying in Edmond, a suburb of Oklahoma City.

Friday, July 21st, driving thru Tulsa, Oklahoma we have arranged a very unique tour. On the road again to Lebanon, Missouri for the night at our fourth Route 66 Motel. Our last day will find us, Saturday, July 22nd, arriving at the NCRS National Convention host hotel for the Last Night Out social gathering of all road tours in French Lick, Indiana. There will be additional stopping, shopping and sightseeing along the way as we ALL get our kicks on Route 66!

Note: National Road Tour Registration closes May 15th.

SCC/NCRS BOARD MEETING AND GENERAL MEETING

JANUARY 9, 2023

The SCC NCRS Board meeting was convened as a Zoom Meeting and opened at 6:01 pm by Board Chairman Ted Wilm.

SCC NCRS BOARD IN ATTENDANCE: Ted Wilm, John Piovesan, Barbara and Ed Vignone, Beverly and John LeGate, Jerry and Pat Louer, Joe LeMay, Verity Hobbs, Steve Hucik

MEMBERS/GUESTS: Mike and Sharyl Ingham, Ed Hoffman, Dana Richard, Charles Adamson, Darwin Ludi (joined at 7:40 pm)

SECRETARY'S REPORT AND MINUTES APPROVAL: Steve Hucik provided November 14 meeting minutes to Board for review. Ed Vignone moved to accept Report and prior meeting minutes and John Piovesan seconded. Minutes were approved.

TREASURER'S REPORT: Verity Hobbs (Treasurer) provided a summary of the SCC Financials. It was stated that the Club has \$20501.48 in the black. Formal Financial Reports will be submitted mid-January by Verity.

MEMBERSHIP REPORT: Jerry Louer sent out membership renewal email to all SCC members. Dues are due in January. 34 members have not renewed so far, out of total of 132 members. Feb. 1 is cutoff for Chapter of Year reporting. Several Board members indicated they would call several outstanding dues members to encourage them.

ADDITIONAL OFFICERS' REPORT: Ed Vignone noted that he is almost complete with the Bonding Strip but waiting for a few articles promised, including need for technical one. It was noted that there are several outstanding invoices for Ad's in Bonding Strip, and several Board members said they would follow up with appropriate persons.

JUDGING CO-CHAIRS REPORT: Beverly LeGate reported that January 15, the Driveline and Bonding Strip will publish registration forms for the April 28 – 29, 2023 SCC Judging Event at Verity Hobbs' home in Fallbrook. This is a

two-day 5-point event.

GENERAL BUSINESS MATTERS:

The 2023 new Board Members were installed at the December Holiday Party and meeting.

Board appointment of Additional Officers or Positions have been finalized:

Technical Advisor – Joe LeMay

Tabulation Leader – Pat Louer

Historian – Ed Vignone

Chapter Award Program Administrator – Barbara Vignone

Webmaster – Ed Vignone

Facebook/Social Media Administrator – Beverly LeGate and Gary Hiltunen

Bonding Strip "Apprentice" – Ted Wilm

John Piovesan made motion to offer Jaime Garcia, who owns J & D Corvette, a position as Public Relations as Board Appointment. Ed Vignone seconded.

Ted Wilm made motion for Board to approve all Appointees to Board for all above positions. John Piovesan seconded. Unanimous approval for both motions.

Holiday Party Debrief and Final Costs: All attendees agreed it was wonderful party despite rainy weather. Special Thanks to Ed and Barbara Vignone for arranging this great event. Food and Service was excellent. It was noted that it was good to see several of the Founding members in attendance and honored for their continued support. Ed Hoffman was honored as Member of the Year. Lifetime Achievement Award was awarded to both Ed and Barbara Vignone.

Chapter of the Year Update: Barbara summarized the status of our Chapter of the Year activities. Program reporting form was sent to Board.

Update on February 18, 2023, Judging School: Planned at John Piovesan's GM Down Under shop in Costa Mesa. Registration is open and currently 6 members signed up.

Update on Regional Judging Meet in Tucson,

March 23 to 25, 2023: 10 flight cars have been confirmed. Discussion on possible road tour to Tucson event on March 22. Leave from Riverside and San Clemente. Jerry Louer Hwy 10 route and Ed/Barbara Vignone Hwy 8 route.

Update on Spring Chapter Judging Meet, April 28, 29 2023: Event at Verity Hobbs' home in Fallbrook. Considering including general meeting and Charitable event/auction at end of judging.

Submission of 2024 Western Regional Application to National: Our Chapter SCC has submitted an application to the National Board. Timing is preferred for April 2024 with September as an alternate. Orleans Hotel in Las Vegas is proposed site for the event. John Piovesan is coordinating with the hotel and is requesting criteria to provide to the hotel to support event like number of rooms, number of cars, Security, Banquet Room size, parking space, Convention Center needs, etc. Parking structure could be used for "indoor" judging. Committee set up to continue planning: John Piovesan, Ted Wilm., Ed and Barbara Vignone, Mike and Sharyl Ingham and

Any Other Business: Mike Ingham summarized National BOD meeting. NCRS business accomplished.

CLOSE MEETING: Steve Hucik moved to adjourn meeting. Ed Vignone seconded. Unanimously approved. Meeting adjourned at 7:55 pm

Respectfully Submitted, Steven Hucik, Secretary

SCC/NCRS BOARD MEETING AND GENERAL MEETING

February 13, 2023

SCC NCRS BOARD IN ATTENDANCE: Ted Wilm, John Piovesan, Barbara and Ed Vignone, Beverly and John LeGate, Jerry and Pat Louer, Joe LeMay, Verity Hobbs, Steve Hucik

MEMBERS/GUESTS: Art and Glorie McNay, Dana Richard, Charles Adamson, Ron and Beth Bartow

The SCC NCRS Board meeting was convened

as a Zoom Meeting and opened at 6:01 pm by Board Chairman Ted Wilm.

SECRETARY'S REPORT AND MINUTES APPROVAL: Steve Hucik had provided January 9 meeting minutes to Board for review. Steve Hucik moved to accept Report and prior meeting minutes and Barbara Vignone seconded. Minutes were approved unanimously.

TREASURER'S REPORT: Verity Hobbs (Treasurer) provided a summary of the SCC Financials. It was stated that the Club has \$23,184.62 in the bank. Formal Financial Reports submitted to Corporate by Verity. Motion to approve by Beverly Legate. Seconded by John Piovesan. Board approved unanimously.

MEMBERSHIP REPORT: Jerry Louer sent out the latest SCC Member Roster. He noted 110 current members.

JUDGING CO-CHAIRS REPORT:

Beverly LeGate sent out the EXCEL Report for the April 28 and 29, Judging Spring Meet at Verity Hobbs' Fallbrook home. Seven cars are signed up for judging with a good mix of cars. A Judging School will be held at the Event and Gary Craig of the Arizona Chapter will give a presentation on "Engine Pad Broach Marks". Judging Event planning includes OPS on Friday 3 to 5pm, followed by Judging School at 5 to 6pm. Auction for charity after judging school and members were encouraged to bring auction items. BBQ dinner after auction.

Discussion on need for new Projection Screen for use at club events. Ed Vignone introduced motion to reimburse cost of new projection screen. Jerry Louer seconded. Board unanimously approved.

GENERAL BUSINESS MATTERS:

Public Relations Officer Appointment Status: Rob Myrick, current officer, indicated that work is limiting his involvement, so he recommended to select new individual. Position description was requested and Ted Wilm to provide. Search is ongoing for candidates.

2023 Chapter of Year Activity Schedule Update: Tax return delayed since IRS Website is down. Will be submitted as soon as site availa-

ble.

Update on February 18, 2023, Judging School: One point judging school will be held Saturday February 18, at John Piovesan's shop in Costa Mesa. 18 people are currently signed up.

Update on Road Tour to Tucson Az Regional, March 23 to 25, 2023: Two tour starting points are set up. Jerry Louer will lead a group from Riverside Area to Tucson and the second group will be led by Ed Vignone leaving from the San Diego area. A flyer is being prepared to provide details.

Update on Spring Chapter Judging Meet, April 28, 29 2023: Event at Verity Hobbs' home in Fallbrook. Details provided in previous Judging co-chairs report.

Update on Fall Chapter Judging Meet: Possible locations were discussed including Woodley Park area near Sherman Oaks and Burbank, Calabasas area used previously and Nethercutt Car Museum in Sylmar CA. Board will pursue Nethercutt Museum to determine feasibility and availability.

Discussion of 2024 Las Vegas Regional and Las Vegas Road Tour: John Piovesan sent event criteria to Orleans Hotel, Las Vegas. Waiting to hear response. SCC needs to base-line budget so need Hotel/convention hall response soon. Gold Coast Hotel (Owned by same people as Orleans Hotel) is larger venue and has been used for similar events in the past. ((Recent communications with Orleans Hotel recommended Gold Coast as better location)). It has indoor parking garage and good convention facilities. A visit by committee to meet with event coordinator to review facilities, rooms, security, layout, etc. will be planned.

Any Other Business:

Ed Vignone made a motion to change the meeting time. After some discussion, 7 pm was determined. John Piovesan seconded motion and motion was passed by Board unanimously.

Discussion of Central CA NCRS sponsoring a judging meet on March 31 and April 1. They are welcoming participation. Ed Vignone requested a flyer so we can distribute to SCC

members.

John Piovesan suggested we consider joint meeting with Central CA Chapter and other chapters for the proposed Fall judging meet possibly at Nethercutt Museum in Sylmar.

Barbara Vignone requested members and Board to consider options for the next Holiday/Christmas Social. Everyone is requested to provide a possible venue.

CLOSE MEETING: Jerry Louer moved to adjourn meeting. Ed Vignone seconded. Unanimously approved. Meeting adjourned at approximately 7:30 pm

Respectfully Submitted, Steven Hucik, Secretary

SCC/NCRS BOARD MEETING AND GENERAL MEETING

March 13, 2023

The SCC NCRS Board meeting was convened as a Zoom Meeting and opened at 7:05 pm by Board Chairman Ted Wilm. Ted opened the meeting and welcomed the Board members and other guest members.

SCC NCRS BOARD IN ATTENDANCE: Ted Wilm, John Piovesan, Barbara and Ed Vignone, Beverly LeGate, Jerry and Pat Louer, Joe LeMay, Verity Hobbs, Steve Hucik

MEMBERS/GUESTS: Mike and Sharyl Ingham, Ed Hoffman, Dana Richard, Charles Adamson, Art and Glorie McNay

SECRETARY'S REPORT AND MINUTES APPROVAL: Steve Hucik provided January 9th meeting minutes to Board for prior review. Ed Vignone moved to accept Report and prior meeting minutes and Beverly LeGate seconded. Minutes were approved unanimously.

TREASURER'S REPORT: Verity Hobbs (Treasurer) provided a summary of the SCC Financials. It was stated that the Club is \$23573.32 in the black. Ted Wilm informed the Board that he filed the Formal Financial Reports and Federal and State Tax Forms for 2022. He also informed Region and National. Barbara Vignone moved to accept Treasurer's Report and Pat Louer seconded. Board Ap-

proved.

MEMBERSHIP REPORT: Jerry Louer sent out membership Roster to all members.

ADDITIONAL OFFICERS' REPORT: John Piovesan followed up with Jaime of J&D Corvettes. Jaime was a sponsor and he indicated he does not want to be on Board. Board is still looking for Publicity/marketing/advertising and sponsorship position.

JUDGING CO-CHAIRS REPORT:

Beverly LeGate reported lots of interest for the Spring meet April 28 – 29, 2023 SCC Judging Event at Verity Hobbs' home in Fallbrook. This is a two-day 5-point event. There are 7 cars for judging and holding with that number. 20 judges have been signed up to support event. Friday event starts at 2PM, 5 to 6PM Judging School, 6PM Charity Auction and 7:00PM dinner. Saturday starts at 7:30 AM. John Piovesan and Steve Hucik volunteered to arrive early Friday to help Verity set up.

The fall meet was going to be at Nethercutt Museum in Sylmar, but they have construction so no parking available. Will have judging at Ed Hoffman house on Friday/Saturday for 6 cars. It was suggested Embassy Suites near Valencia near Ed's home would be good accommodations for those staying overnight.

GENERAL BUSINESS MATTERS:

Judging School by Joe Lemay at John Piovesan's shop in Costa Mesa was a great job. Lots of good slides. Very good input on basic judging and process. Lots of great feedback. Thanx to Joe and John. Slides to be uploaded to Website.

Road tour to Tucson Regional, March 23 to 25, 2023. Emails have been sent out summarizing the Central and South starting points and leaders. Jerry Louer has one so far and Ed Vignone has no other volunteer cars yet. Ed will resend Road Tour planning end of week.

March 23 to 25, 2023 Tucson Regional Summary: Mike Ingham summarized the planning and current registration for the event. 122 registered. 22 flight cars. 12 PV cars. Several bowtie cars: two '78s and one 81. Multiple

judges standing in for other judges who can't make the event. Good Chapter participation in the region and Mike thanked SCC Chapter for reaching out to other Chapters and for their direct support of the event.

Discussion of 2024 Las Vegas Regional and Las Vegas Road Tour: John Piovesan summarized the input he received from the Hotel/Casino. He has available dates, fees for garages, room rates, conference room fees, catering menus, etc. If we reach greater than \$20K catering, then they will waive meeting room fees. Gold Coast Casino/Hotel has been very responsive. Glorie McNay has dealt with them in the past and said they were very good to work with. Also, everything is very close to the hotel so judging and meetings would be efficient. Ted Wilm proposed the need for face to face meetings to negotiate details. He suggested to study their proposal in detail and ensure it covers all that's needed compared to prior events. He thought to compare Tucson pricing to Gold Coast. He recommended to schedule a date to meet and tour facilities. Target date of April 11, 12, 13th 2024 for event. Wilm, Vignone's, Le Gates, John Piovesan, and Louer's will travel to tour facility. Ted Wilm requested Mike Ingham talk with National Board on our recommended dates and location for the 2024 Regional.

Other Business: New NCRS Board in Place. Some issues surrounding past President. NCRS sent out an email to all members to provide background on the issues. Board is responding to those alleged issues.

The National Road Tour Southern Route to French Lick National Event has 9 cars with two more probable. Beverly LeGate is leading that effort.

CLOSE MEETING: Beverly LeGate moved to adjourn meeting. John Piovesan seconded. Unanimously approved. Meeting adjourned at 8:29 pm

From the Editor

I have been the Editor of the Bonding Strip for the Southern California Chapter for a number of years. I thought you may want to know something about me. The photo below is of my wife Barbara, my children, grandchildren & great grandchildren along with my newest arrival, a 2023 Corvette Z51.

I am a retired Electronic Engineer, ex Air Force Navigator Bombardier and married 66 years to my wife Barbara. My first Corvette was a Mossport Green 1966 which I bought in 1967. I've been a gearhead all my life. I built and repaired bicycles as a youth and since then I have been repairing my family vehicles. I joined NCRS and the Southern California Chapter in 1983. I have performed a body off restoration on a 1965 Corvette. I'm a 400 Master Judge and have held a number of positions



on the SCC Board including Webmaster, Historian and Newsletter editor.



I welcome any recommendations on past and future content, your likes, and dislikes. I am looking for articles and will accept any Corvette related subject matter that would be of interest to our members. Ed Vignone #58125



Corvette for Sale:

1963 Corvette Grand Sport Coupe, Engine: "Traco" 377 c.i. w/Weber Induction, Chassis/Frame: 4" tube per original GM specifications, Suspension: '91 Corvette w/

coil over shocks. Wheels: Halibrand pin drive knock-offs. For more information contact **Rick Costa** at **(949) 510-4841**



40th Anniversary Challenge Coin or Clip Type Chapter Badge

Coin \$5 mailed

Badge \$10 if mailed

Badge \$5 if picked up at an
Event.

Contact: Jerry Louer

425 Atwood Drive

Corona, CA 92879

pnjlouer@sbcglobal.net 951-

734-9818



This edition of the Bonding Strip has been designed for Internet optimization. There are links to Pages in the "TOC" (Table of Contents), email addresses and webpages. For Microsoft OS, CTRL click or just click on the link. For the Mac OS simultaneously click with left & right Mouse buttons on the link.

Advertising Rates for the Bonding Strip

The Official Publication of the Southern California Chapter of the National Corvette Restorer's Society Effective January 1, 2020

Yearly rates are based on a calendar year. All funds payable to SCC/NCRS. Payment terms are net 30 from date of billing. Rates do not include additional artwork services, as required. Photographs should be high resolution at least 300 ppi. Advertising copy should be submitted to the Editor no later than 15 days before the first month of the issue advertising is required to run in. Submit all advertising and payment in full to the editor. Make checks out to: SCC/NCRS.

Business Card Advertising. Business cards must be no larger than 3.5 " x 2" . Larger cards will be reduced to fit.

Yearly Rates; SCC members: \$20.00 , non-members: \$30.00

Commercial Advertising	Yearly Rate	Per Issue Rate
Full Page (7.5" x 9")	\$250.00	\$65.00
1/2 Page(7.5" x 4.5")	\$140.00	\$35.00
1/4 Page (3.75 x 2.25")	\$75.00	\$20.00

Members Classified "Wanted and Parts for Sale" are free. However, they can not be carried over to the next issue unless requested before the Editorial/ Advertising Deadlines.

The Bonding Strip Editorial/Advertising Deadlines

Following is a list of Deadlines for submitting material to be printed in future issues

Volume 1. February - April issue: January 10,

Volume 2. May - August issue: April 10,

Volume 3. September - October issue: August 10

Volume 4. November - January issue: October 10

Send editorial contributions and advertising to the Editor at vignone@ieeee.org. Preferred media for submissions is by email and attachment, or by mail on computer disk or Flash Drive in MS Word® or its equivalent.

Vette Brakes & Products, Inc. has notified the chapter that they give 10% off retail when buying direct from VBP to all Corvette Club members. 800.237.9991 [VBP - Vette Brakes and Products \(tumblr.com\)](http://www.vettebrakes.com)

Your Ad Here



PARTS

SERVICE

BODYSHOP

2012 National
Convention Sponsor

(800) 838-8353

www.jdcorvette.com



**Specializing in Corvettes
and American Classics**

- Total & Partial Restorations
- Engine & Trans. Overhaul
- Consulting, Sales & Service
- Rare Parts & Cars

Jeff Reade

11375 Playa Street • Culver City, CA 90230

Tel: (310) 397-3800 • Fax: (310) 397-6969

CORVETTE MIKE.COM



Bloomington Gold



Validated Tank Sticker

**“NABERS” FRAME OFF RESTORED L71 427/435
Factory Black, Side Pipes, Shoulder Harness**

Sales - Consign - Parts - Service - Restoration - Since 1983
corvettemike.com - 1133 N. Tustin Ave, Anaheim, CA 92807 - 714-630-0700

